

Describing the dispersion of hyperbolic metamaterials by elementary excitation coupling

F. Vaianella and B. Maes

Micro- and Nanophotonic Materials Group, Faculty of Science, University of Mons, Place du Parc 20, B-7000 Mons, Belgium

Hyperbolic metamaterials are extremely anisotropic materials with iso-frequency surfaces shaped as hyperboloids, unlike natural materials. These metamaterials are interesting for many applications thanks to the large density of states and the extreme confinement of light they provide. We show that the dispersion of metamaterials made of square or rectangular metal nanorods in a 2D lattice can be understood via the coupling of elementary excitations, which often turn out to be the plasmons supported by the nanorod corners. Depending on the size of the nanorods, coupling occurs mainly through the dielectric or through the metal.

State of the art

Metamaterials have created a huge interest thanks to their extraordinary light control potential, impossible with natural materials [1, 2]. Among metamaterials, hyperbolic metamaterials (HMMs) caught the attention because of their extreme photonic density of states [3] and very large refractive index [4, 5], thanks to the anisotropy. HMMs are a particular case of an anisotropic medium where components of the diagonalized permittivity tensor are of opposite sign.

Classically, two types of structures are used to obtain the hyperbolic properties [6]: a periodic metal/dielectric multilayer structure (Fig. 1a) and an array of cylindrical metallic nanorods in a dielectric host (Fig. 1b).

In the case of the multilayer structure, effective medium theory (EMT) can be applied giving:

$$\epsilon_{\parallel} = \frac{\epsilon_m d_m + \epsilon_d d_d}{d_m + d_d} \quad (1)$$

$$\epsilon_{\perp} = \frac{\epsilon_m \epsilon_d (d_m + d_d)}{\epsilon_m d_d + \epsilon_d d_m} \quad (2)$$

with ϵ_{\parallel} the permittivity in the direction parallel to the layers, ϵ_{\perp} the permittivity in the direction perpendicular to the layers, ϵ_m and ϵ_d the permittivity of the metal and the dielectric, respectively, d_m and d_d the thickness of the metal and dielectric layers, respectively. The dispersion relation for extraordinary waves (TM polarisation) for such structures according to EMT is:

$$\frac{k_{\parallel}^2}{\epsilon_{\perp}} + \frac{k_{\perp}^2}{\epsilon_{\parallel}} = \frac{\omega^2}{c^2} \quad (3)$$

and for a regime where $\epsilon_{\parallel} \epsilon_{\perp} < 0$, the isofrequency surface is an open hyperboloid (Fig. 1c).

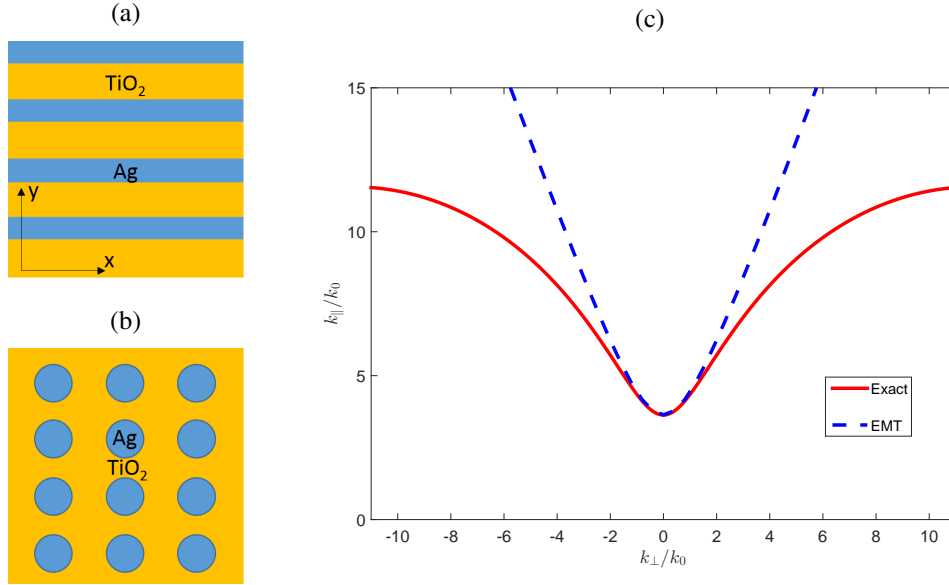


Figure 1: (a) HMM consisting of alternating periodic subwavelength layers of silver and TiO₂. (b) HMM consisting of on an array of cylindrical silver nanorods in a TiO₂ host. (c) Isofrequency contour for a multilayer HMM with $d_{Ag} = 10$ nm and $d_{TiO_2} = 20$ nm.

In 2013, Zhukovsky *et al.* shows the plasmonic origin of the hyperbolic properties in a multilayer HMM, so that the modes are explained as the coupling of short-range surface plasmon polaritons (SPPs) of each unit cell [7]. In 2011, Rosenblatt and Orenstein propose a method to describe the dispersion of multilayer HMMs as a competition between the coupling of gap modes (coupling of the surface plasmons at each metal/dielectric interface through the dielectric) and slab modes (coupling of the surface plasmons at each metal/dielectric interface through the metal) [8]. The purpose of this paper is to show an analogical demonstration for the more complicated 2D structures.

Analysis method

We numerically study the dispersion of arrays of silver (Ag) square and rectangular nanorods of various sizes in a TiO₂ host (Fig. 2a). We take the refractive index of TiO₂ $n_{TiO_2} = 2.7$ and a drude model for silver with $\omega_p = 1.26 \times 10^{16}$ Hz, where ω_p is the plasma frequency of silver. Contrary to the multilayer case where the simplest excitation possible is the SPP, the simplest excitation here is the plasmon carried by the corner of a nanorod. We fix the period of the array $P = 30$ nm, which is much smaller than the wavelength in the regime analysed (from visible to near infrared). Four cases are examined: array of small (compared to the period) square nanorods with width w of the rod $w = 8$ nm, large square nanorod with $w = 25$ nm, medium size square nanorod with $w = 16.3$ nm and rectangular nanorod with $w_x = 20$ nm and $w_y = 10$ nm. There are three elementary excitations possible in this case, following through which medium the coupling between corners is stronger: a single rod (coupling mainly through the metal, Fig. 2b), 4 corners structure (coupling mainly through the dielectric, Fig. 2c) and coupled rods structure (coupling mainly through metal in one direction and dielectric in the other one, Fig. 2d).

To determine from which elementary excitation the dispersion of the array originates, we look which elementary excitation is near the center of each plasmonic band, mathemati-

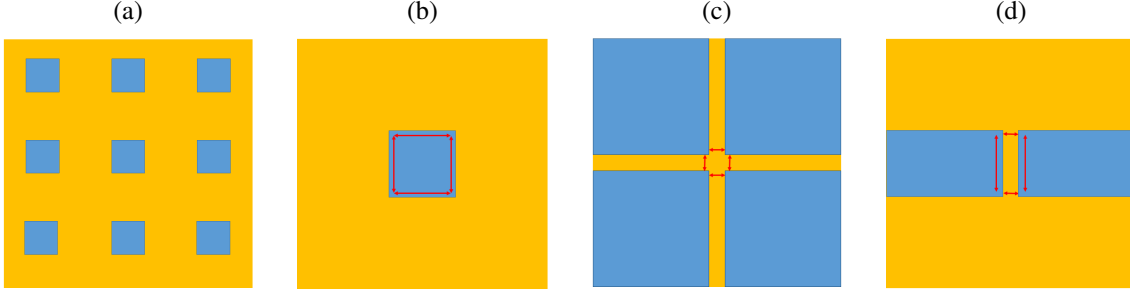


Figure 2: (a) Structure under study, array of square/rectangular nanorods. Elementary structures: (b) single rod, (c) 4 corner structure, (d) two semi-infinite coupled rods.

cally meaning that the elementary excitation is approximately equal to the mean:

$$\omega_{elementary}(k_z) \approx \frac{\omega_{array}(\Gamma, k_z) + \omega_{array}(X_1, k_z) + \omega_{array}(M, k_z)}{3} \quad (4)$$

for the array of square nanorods and

$$\omega_{elementary}(k_z) \approx \frac{\omega_{array}(\Gamma, k_z) + \omega_{array}(X_1, k_z) + \omega_{array}(X_2, k_z) + \omega_{array}(M, k_z)}{4} \quad (5)$$

for the array of rectangular nanorods, where $\omega_{elementary}$ is the frequency of the elementary excitation and ω_{array} the frequency of the array structure at the $\Gamma(k_x = k_y = 0)$, $X_1(k_x = \frac{\pi}{p}, k_y = 0)$, $X_2(k_x = 0, k_y = \frac{\pi}{p})$ and $M(k_x = k_y = \frac{\pi}{p})$ points. The difference between the array of square and rectangular nanorods is that the symmetry between the x and y direction is broken for the rectangular nanorods and so $X_1 \neq X_2$.

Results

Contrary to the multilayer case, where only two different modes exist (a symmetric and an asymmetric one), the array of nanorods presents 4 different modes that can be symmetric or asymmetric in the x and y directions. We only present here the results for the mode symmetric in the x and y directions (Fig. 3) but the conclusions are the same for the four modes. We can see that the center of the plasmonic band corresponds very well with the single rod mode for the array of small nanorods (Fig. 3a) and thus, the coupling between the corners occurs mainly via the metal.

For the array of large nanorods however, the single rod is no more the elementary excitation that explains the dispersion, because the coupling occurs mainly through the dielectric, and thus the elementary excitation is the 4 corner structure mode (Fig. 2c).

The case of medium size nanorods is more complicated because the elementary excitation depends on the symmetry of the mode and on the frequency, meaning that at this regime of size the coupling through metal and dielectric is in the same order of magnitude and depends strongly on the frequency (Fig. 3c).

Finally, the center of the plasmonic bands for the rectangular nanorod case corresponds very well with the coupled rod excitations, meaning that the coupling occurs mainly through the metal in one direction and through the dielectric in the other one (Fig. 3d).

In conclusion, we have shown a method to understand the dispersion of an array of square or rectangular nanorods of any size, which opens the way to comprehend the dispersion of many types of metamaterials via their elementary excitations.

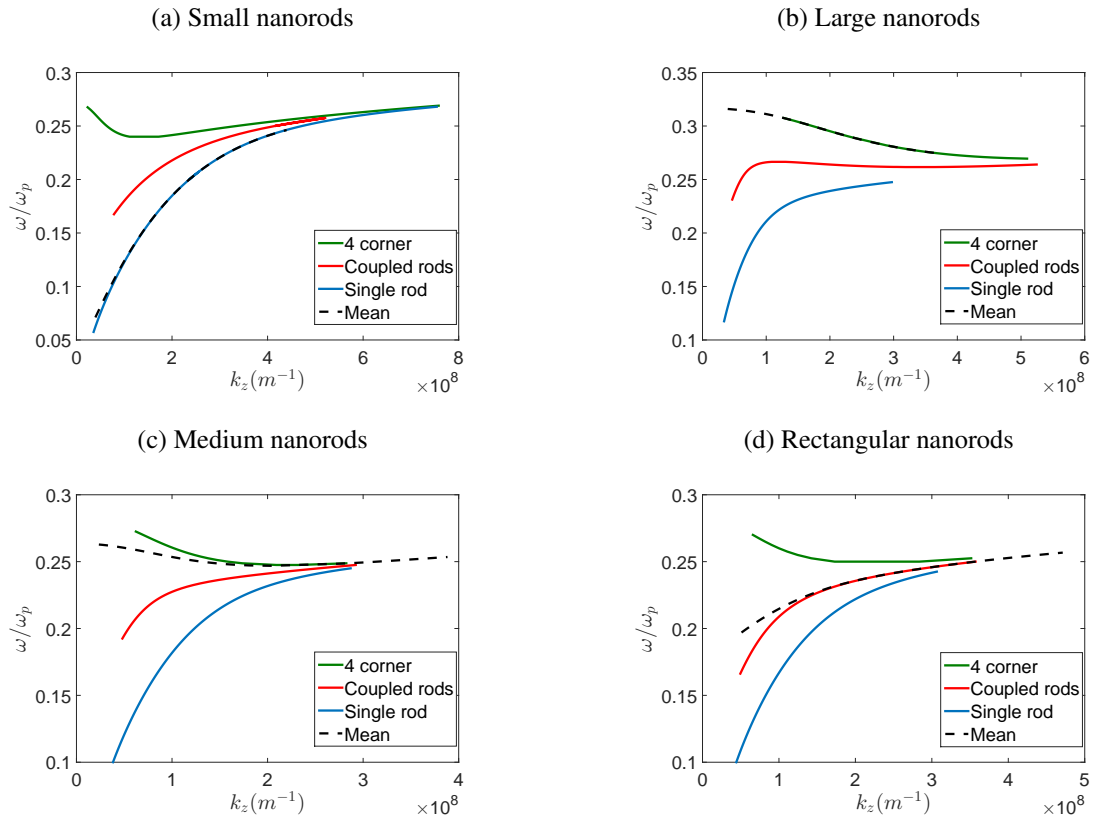


Figure 3: Comparison between the center of the plasmonic band (obtained with equation 4 or 5, black dashed curve) and the elementary excitations for the mode symmetric in the x and y directions.

Acknowledgments

This work was supported by the Belgian Science Policy Office under the project "Photonics@be" (P7-35) and by the Fonds pour la Formation à la Recherche dans l'Industrie et dans l'Agriculture (FRIA) in Belgium.

References

- [1] W. Cai and V. Shalaev, *Optical Metamaterials: Fundamentals and Applications*, Springer, 2010.
- [2] A.A. Orlov *et al.*, "Controlling light with plasmonic multilayers", *Photonics and Nanostructures - Fundamentals and Applications*, vol. 12, pp. 213-230, 2014.
- [3] T. Galfsky *et al.*, "Active hyperbolic metamaterials: enhanced spontaneous emission and light extraction", *Optica*, vol. 2, pp. 62-65, 2015.
- [4] L. Ferrari *et al.*, "Hyperbolic metamaterials and their applications", *Progress in Quantum Electronics*, vol. 40, pp. 1-40, 2015.
- [5] X. Yang *et al.*, "Experimental realization of three-dimensional indefinite cavities at the nanoscale with anomalous scaling laws", *Nat Photon*, vol. 6, pp. 450-454, 2012.
- [6] C.L. Cortes *et al.*, "Quantum nanophotonics using hyperbolic metamaterials", *Journal of Optics*, vol. 14, pp. 063001, 2012.
- [7] S.V. Zhukovsky *et al.*, "Physical nature of volume plasmon polaritons in hyperbolic metamaterials", *Opt. Express*, vol. 21, pp. 14982-14987, 2013.
- [8] G. Rosenblatt and M. Orenstein, "Competing coupled gaps and slabs for plasmonic metamaterial analysis", *Opt. Express*, vol. 19, pp. 20372-20385, 2011.