



## Synthesis of soluble oligothiophenes bearing cyano groups, their optical and electrochemical properties

Jean-Yves Balandier<sup>a</sup>, Florence Quist<sup>a</sup>, Claire Amato<sup>a</sup>, Saïd Bouzakraoui<sup>b</sup>, Jérôme Cornil<sup>b</sup>, Sergey Sergeev<sup>a,c</sup>, Yves Geerts<sup>a,\*</sup>

<sup>a</sup> Université Libre de Bruxelles (ULB), Faculté des sciences, Laboratoire Chimie des Polymères, CP 206/1, Boulevard du triomphe, 1050 Brussels, Belgium

<sup>b</sup> Laboratory for Chemistry of Novel Materials, University of Mons (UMons), Place du Parc 20, 7000 Mons, Belgium

<sup>c</sup> University of Antwerp, Department of Chemistry, Groenenborgerlaan 171, 2020 Antwerp, Belgium

### ARTICLE INFO

#### Article history:

Received 15 July 2010

Received in revised form 21 September 2010

Accepted 28 September 2010

#### Keywords:

Oligothiophene synthesis

*n*-Type semiconductors

Organic electronics

Cyclic voltammetry

### ABSTRACT

The synthesis and the characterization of twelve new soluble oligothiophenes, possessing two to four 3,4-dicyanothiophene units in their backbone, are described. These semiconductors are prepared through Stille coupling and/or homo-coupling reactions. Cyclic voltammetry studies have been performed to evaluate their stability as *n*-type semiconducting materials under ambient conditions. The measured electrochemical and optical properties are fully supported by quantum-chemical calculations.

© 2010 Elsevier Ltd. All rights reserved.

## 1. Introduction

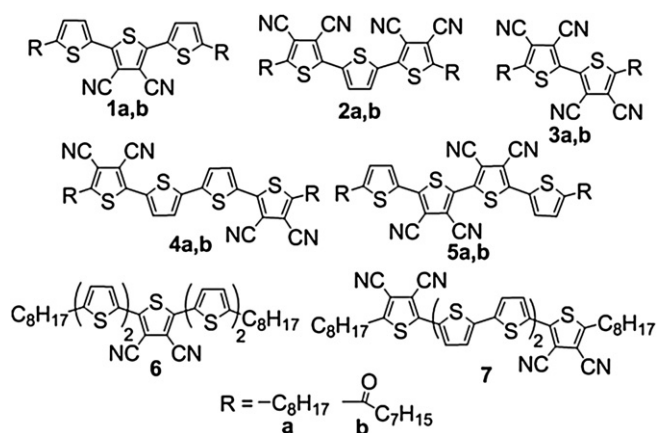
Over several decades, many studies have been reported in the literature on uses of organic semiconductors in a variety of devices, such as field effect transistors (FETs), light-emitting diodes (LED), and photovoltaic cells (PV).<sup>1–6</sup> The unique properties of these organic semiconducting materials make them more attractive than their inorganic counterparts for applications requiring large area coverage, structural flexibility, and/or solution processing. Two types of charge transport are considered in the field of organic electronic: *p*-type (hole-transporting) and *n*-type (electron-transporting).<sup>7</sup> Contrary to *p*-type semiconductors, which are well-documented and have shown highly promising electronic properties,<sup>2,8</sup> studies on organic *n*-type semiconductors are still limited due to their instability in ambient conditions,<sup>9</sup> although recent improvement have been made.<sup>10</sup>

Recently, Facchetti and co-workers have demonstrated that semiconductors possessing their first reduction potential between  $-0.6$  V and  $0.0$  V (vs Standard Calomel Electrode, SCE) feature the ambient conditions stability needed for organic-FETs (OFETs) operating in *n*-type mode.<sup>11</sup> Inspired by their work, we were interested in building a library of soluble semiconducting molecules

and in measuring their reduction potentials, as it is currently one of the most direct ways of assessing the prospective stability of *n*-type semiconducting materials.

One main approach for building *n*-type semiconducting molecules consists in including electron-withdrawing units on an aromatic backbone, in order to increase the electron affinity.<sup>12</sup> For example, Facchetti and co-workers have synthesized a series of oligothiophenes showing high electron affinity through the incorporation of perfluoroalkyl groups.<sup>13</sup> Similarly to perfluoroalkyl chains, the cyano group is known as a strong electron-withdrawing group; however its use for the construction of oligothiophene based *n*-type semiconductors remains limited.<sup>14–19</sup> In this context, we were interested in the synthesis of a series of new soluble electron-deficient conjugated systems based on cyano-substituted oligothiophenes (Scheme 1). In order to satisfy solubility requirements, the number of cyano groups was limited to a maximum of 4, since cyano substituents are known to decrease solubility,<sup>20</sup> and alkyl or keto-alkyl side chains were introduced. Keto-functions should enhance the electron affinity of target oligothiophenes even more due to their electron-withdrawing character. The optical and electrochemical properties of these newly synthesized semiconducting molecules were then evaluated and rationalized by means of quantum-chemical calculations. The goal pursued here is to elucidate reliable relationships between molecular structure and electron affinity in order to establish design rules for *n*-type organic semiconductors.

\* Corresponding author. Tel.: +32 2 650 5390; fax: +32 2 650 54 10; e-mail address: [ygeerts@ulb.ac.be](mailto:ygeerts@ulb.ac.be) (Y. Geerts).



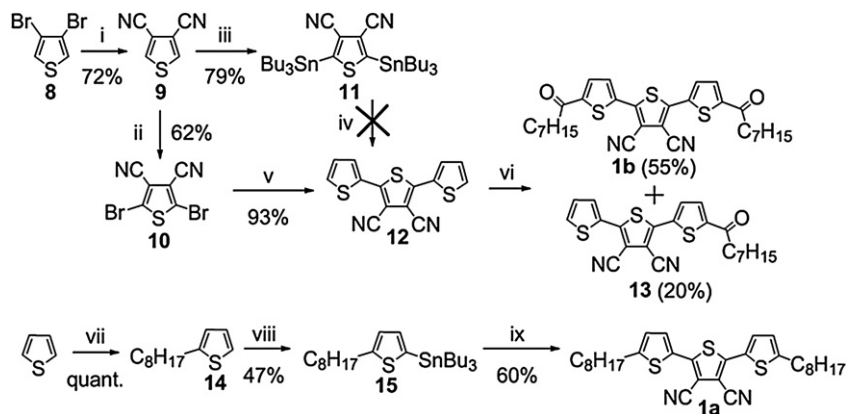
Scheme 1. Target oligothiophene derivatives bearing cyano groups.

## 2. Results and discussion

### 2.1. Synthesis

Generally, there are four methods reported in the literature for the synthesis of oligothiophene derivatives: (i) Kumada cross-coupling of an aromatic Grignard reagent and an aromatic halide, (ii) Suzuki coupling between an aromatic boronic ester and an aromatic halide, (iii) Stille coupling between an aromatic stannane and an aromatic halide, and (iv) homo-coupling of an aromatic halide.<sup>21</sup> Throughout this work, Stille coupling and homo-coupling were applied for the synthesis of oligothiophenes to avoid possible synthetic problems. It is indeed known that Grignard reagents, involved in Kumada coupling, can react with cyano groups at room temperature to afford anionic imines, which are then transformed into ketones through hydrolysis.<sup>22</sup> Furthermore, Stille coupling is known to produce better yields compared to Suzuki coupling in oligothiophene synthesis.<sup>21</sup> Homo-coupling was used to prepare the even-numbered oligothiophenes (**3a,b**, **4a,b**, **5a,b**, and **7**) as these can be easily reached in one step starting from the halogenated subunit corresponding to half of the oligothiophene.

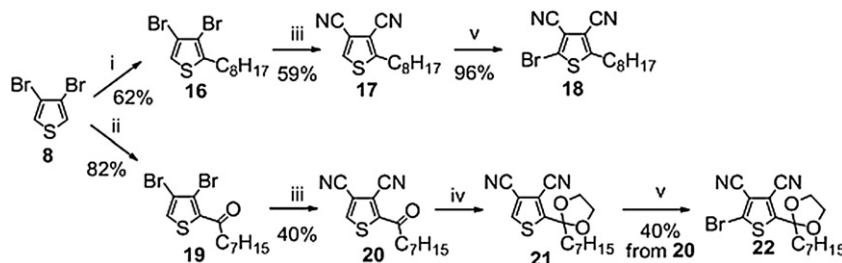
**2.1.1. Synthesis of terthiophenes 1a,b.** The first synthetic steps toward oligothiophenes **1a,b**, involved the preparation of 2,5-dibromo-3,4-dicyanothiophene (**10**), 2,5-bis(tributylstannyl)-3,4-dicyanothiophene (**11**), and 2-octyl-5-tributylstannylthiophene (**15**) intermediates (Scheme 2). Preparation of **10** was achieved through cyanation of 3,4-dibromothiophene (**8**) using CuCN in refluxing DMF, yielding 3,4-dicyanothiophene (**9**) in 72% yield.<sup>23–25</sup>



Scheme 2. Synthesis of terthiophenes **1a,b**. Reagents and conditions: (i) CuCN/DMF/reflux/4 h; (ii) (1) LDA/THF/−80 °C/15 min, (2) Br<sub>2</sub>/−80 °C to −50 °C/2 h; (iii) (1) LDA/THF/−80 °C/10 min, (2) Bu<sub>3</sub>SnCl/−80 °C/10 min; (iv) 2-bromothiophene/Pd(PPh<sub>3</sub>)<sub>4</sub>/DMF/80 °C/24 h; (v) 2-tributylstannylthiophene/Pd(PPh<sub>3</sub>)<sub>4</sub>/DMF/80 °C/5–24 h; (vi) AlCl<sub>3</sub>/C<sub>7</sub>H<sub>15</sub>COCl/CH<sub>2</sub>Cl<sub>2</sub>/reflux/10 days; (vii) (1) *n*-BuLi/THF/−80 °C/15 min, (2) C<sub>8</sub>H<sub>17</sub>I/−80 °C to rt/overnight; (viii) (1) LDA/THF/−80 °C/5 min, (2) Bu<sub>3</sub>SnCl/−80 °C/1 h; (ix) **10**/Pd(PPh<sub>3</sub>)<sub>4</sub>/DMF/80 °C/5 h.

The second step consisted of the dibromination of 3,4-dicyanothiophene (**9**) to afford **10**. Several attempts to synthesize brominated derivatives of 3,4-dicyanothiophene (**9**) using NBS or Br<sub>2</sub> in CHCl<sub>3</sub> under reflux, were made. However, these experiments were found unsatisfactory as starting material was always quantitatively recovered. The lack of reactivity was attributed to the deactivation of the thiophene ring due to the presence of highly electron-withdrawing −CN groups. Hence, an alternate synthetic route was followed in which, first lithiation of **9** with an excess of LDA was performed, followed by a reaction with bromine. Dibrominated derivative **10** was obtained in good yields (62%). At this stage, it is also important to note that all metalation reactions, involving oligothiophene bearing CN groups, were carried out using LDA instead of alkyllithium derivatives (*n*-BuLi, *sec*-BuLi, *tert*-BuLi) to prevent a nucleophilic addition of these strong bases to cyano groups.<sup>18</sup> Compound **11** was obtained in 79% yield, by lithiation of **9** with LDA, followed by reaction with tributylstannyl chloride. Compound **15** was produced with overall yield of 47%, starting from commercial thiophene and using synthetic procedures previously described in the literature.<sup>26</sup> Stille coupling between 2-octyl-5-tributylstannylthiophene (**15**) and 2,5-dibromo-3,4-dicyanothiophene (**10**) afforded terthiophene **1a** in 60% yield. Preparation of terthiophene **1b** was achieved in two steps starting from **10**. Two routes were investigated to synthesize the intermediate terthiophene **12**. The first one involved a Stille coupling between product **11** and commercial 2-bromothiophene. In this case, it was impossible to reach the desired 3',4'-dicyano-2,2':5',2''-terthiophene (**12**), since the degradation of the medium was noticed. This observation seems to indicate that it will be certainly difficult to prepare fully cyanated oligothiophene. Terthiophene **12** was finally synthesized with a yield of 93% through a second Stille coupling between commercial 2-(tributylstannyl)thiophene and 2,5-dibromo-3,4-dicyanothiophene (**10**). Compound **12** was then converted into terthiophene **1b** in 55% yield through a double Friedel–Crafts acylation (Scheme 2). During that second step, a significant amount of mono acylated compound **13** (20%) was isolated even after long reaction times and use of large excess of reagents (AlCl<sub>3</sub> and octanoyl chloride). Monitoring this reaction showed the complete conversion of the starting oligothiophene into **13** (product of mono acylation) after 12 h. It was further noticed that the second acylation is very slow and remains incomplete after ten days at refluxing in CH<sub>2</sub>Cl<sub>2</sub>. Such behavior was ascribed to the deactivation of the terthiophene core due to the presence of strongly electron-withdrawing groups (two CN groups and one keto-alkyl chain).

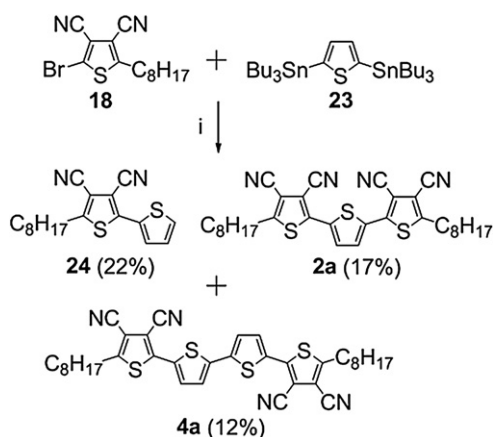
**2.1.2. Synthesis of terthiophenes 2a,b.** Terthiophenes **2a,b** were synthesized by Stille coupling between 2,5-bis(tributylstannyl)



**Scheme 3.** Synthesis of 2-bromo-5-substituted-3,4-dicyanothiophene precursors **18** and **22**. Reagents and conditions: (i) (1) LDA/THF/−80 °C/10 min, (2) C<sub>8</sub>H<sub>17</sub>I/−80 °C to rt/overnight; (ii) AlCl<sub>3</sub>/C<sub>7</sub>H<sub>15</sub>COCl/CH<sub>2</sub>Cl<sub>2</sub>/30 min; (iii) CuCN/DMF/reflux/4 h; (iv) ethylene glycol/PTSA/toluene/Dean–Stark/overnight; (v) LDA/THF/−80 °C/10 min, (2) Br<sub>2</sub>/−80 °C to −50 °C/30 min.

thiophene (**23**)<sup>27</sup> and 2-bromo-5-substituted-3,4-dicyanothiophene precursors **18** and **22**. The synthetic routes for the preparation of compounds **18** and **22** starting from 3,4-dibromothiophene (**8**) are shown in Scheme 3. The alkylated compound **16** was prepared in 62% yield following a procedure described for the synthesis of 2-isopropyl-3,4-dibromothiophene,<sup>28</sup> via metalation of **8** using LDA, followed by reaction of the corresponding organolithium intermediate with 1-iodooctane. 2-Octanoyl-3,4-dibromothiophene (**19**) was obtained by a Friedel–Crafts acylation of **8** using conditions previously described in the literature.<sup>29</sup> Compounds **16** and **19** were then converted into 3,4-dicyanothiophene derivatives **17** and **20**, respectively, through cyanation with copper cyanide in refluxing DMF.<sup>23–25</sup> Similar bromination conditions to those used in the preparation of **10** (LDA then Br<sub>2</sub>) were used for the synthesis of **18** and the latter compound was obtained in 96% yield. In the case of compound **20**, the protection of its keto-function was needed to avoid side reaction which could occur with the use of LDA. It was executed by reaction of 2-octanoyl-3,4-dicyanothiophene (**20**) with ethylene glycol, in the presence of *p*-toluenesulfonic acid monohydrate. The protected derivative **21** was then converted into 2-bromo-5-substituted-3,4-dicyanothiophene **22** (40% yield from **20**) by successive reactions with LDA and bromine.

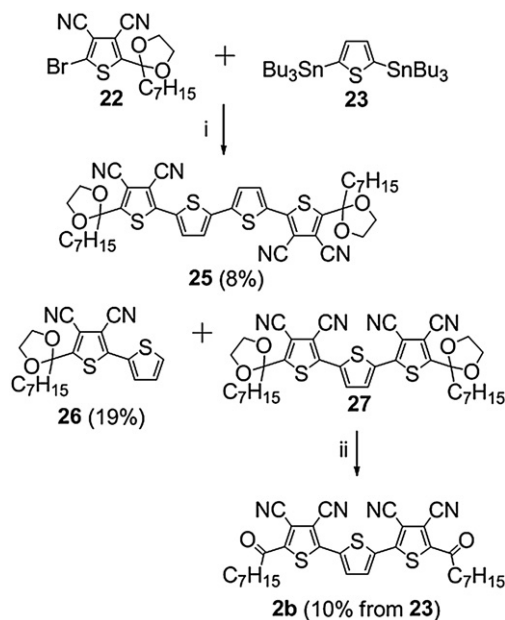
Finally, oligothiophenes **2a,b** were synthesized by two-fold Stille coupling between stannyl derivatives **23** and compounds **18** and **22** (Schemes 4 and 5).



**Scheme 4.** Synthesis of terthiophene **2a**. Reagents and conditions: (i) Pd(PPh<sub>3</sub>)<sub>4</sub>/toluene/105 °C/overnight.

In the case of the terthiophene **2b**, a last step of deprotection of the ketone groups was needed, which was performed using acidic resin Amberlyst® A15 in dichloromethane.<sup>30</sup>

The low yields observed for both compounds **2a** (17%) and **2b** (10%) are ascribed to the formation of side products, bithiophenes **24** and **26** as well as quaterthiophenes **4a** and **25**, during the Stille coupling reactions. While the formation of compounds **24** and **26**



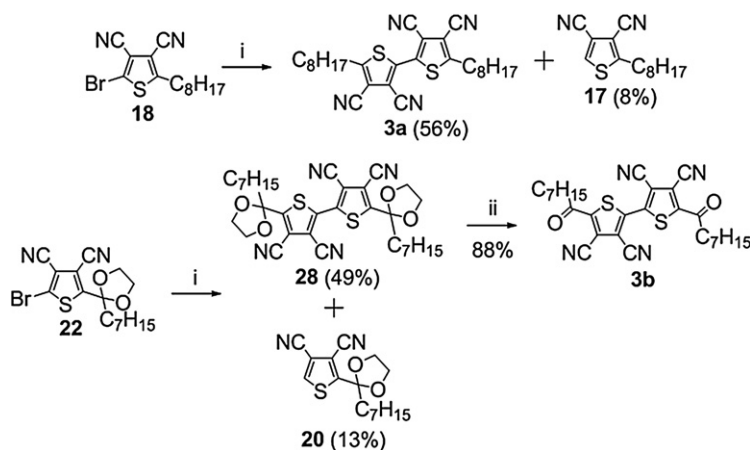
**Scheme 5.** Synthesis of terthiophene **2a**. Reagents and conditions: (i) Pd(PPh<sub>3</sub>)<sub>4</sub>/toluene/105 °C/overnight; Amberlyst® A15/CH<sub>2</sub>Cl<sub>2</sub>/rt/overnight.

can be attributed to the degradation of the corresponding tin intermediates produced after one Stille coupling of **18/22** with **23**, the formation of **4a** and **25** most probably results from the homo-coupling of these same tin intermediates produced after one Stille coupling. Homo-coupling of tin derivatives has indeed previously been reported in the literature.<sup>31</sup> Optimisation of the reaction conditions for the formation of **2a** by changing the solvent, the catalyst or by reducing the reaction temperature was attempted (Table 1) without success. No noticeable change was indeed observed by substituting Pd(PPh<sub>3</sub>)<sub>4</sub> with Cl<sub>2</sub>Pd(PPh<sub>3</sub>)<sub>2</sub> (entry 2, Table 1). In addition, no reaction occurred when the reaction temperature was decreased from 105 °C to 80 °C (entry 1, Table 1) and only decomposition of the medium was observed by changing the solvent from toluene to DMF (entry 3, Table 1).

**Table 1**  
Attempted variation of reaction conditions for the formation of **2a**

Entry	catalyst	Solvent	Temperature °C	Yield (%)
1	Pd(PPh <sub>3</sub> ) <sub>4</sub>	Toluene	80	No reaction
2	Cl <sub>2</sub> Pd(PPh <sub>3</sub> ) <sub>2</sub>	Toluene	105	15
3	Pd(PPh <sub>3</sub> ) <sub>4</sub>	DMF	105	Decomposition

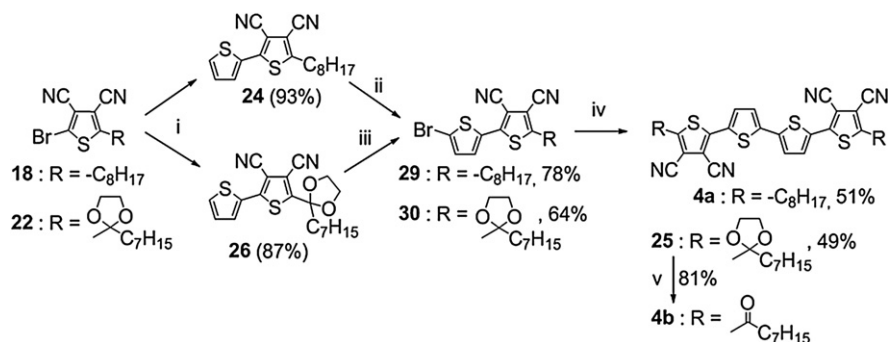
**2.1.3. Synthesis of bithiophenes 3a,b.** 3,3',4,4'-Tetracyano-2,2'-bithiophenes **3a** and **3b** were prepared by Pd-catalyzed homo-coupling of compounds **18** and **22**, respectively (Scheme 6).<sup>32</sup> In case of bithiophene **3b**, deprotection of the ketone groups was



**Scheme 6.** Synthesis of bithiophenes **3a,b**. Reagents and conditions: (i) Pd(OAc)<sub>2</sub>/i-Pr<sub>2</sub>EtN/toluene/reflux/2 h; (ii) Amberlyst® A15/CH<sub>2</sub>Cl<sub>2</sub>/overnight.

needed and it was performed using the same conditions as described for **2b**. Modest yields were observed for both compounds (56% for **3a** and 43% (overall yield) for **3b**) and this was ascribed to the debromination of **18** and **22** during the homo-coupling reaction. Such a process has already been reported in literature<sup>32</sup> and was confirmed after isolation of derivatives **17** (8%) and **20** (13%) by column chromatography, during the purification of bithiophenes **3a** and **28**.

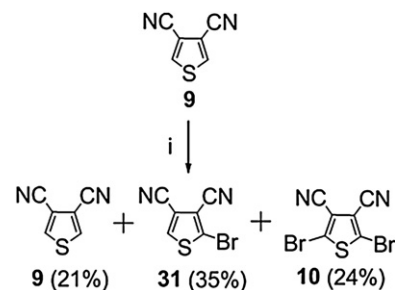
**2.1.4. Synthesis of quaterthiophenes 4a,b.** Synthesis of quaterthiophenes **4a,b** was carried out by Pd-catalyzed homo-coupling of their corresponding brominated bithiophene units (Scheme 7). Stille coupling between 2-(tributylstannyl)thiophene and compounds **18** or **22**, initially generated bithiophenes **24** and **26** in excellent yields (93% and 87%, respectively). These were then selectively brominated in position 5' through an electrophilic substitution reaction with bromine to yield intermediates **29** and **30**. Bromination of **26** was performed in the presence of triethylamine, to avoid deprotection of the ketone function, which could occur due to the formation of HBr during the reaction. Finally, palladium catalyzed reaction in homo-coupling conditions of derivatives **29** and **30** gave quaterthiophenes **4a** and **25**, respectively, in good yields (51% and 49%). Similarly to the synthesis of oligothiophenes **3a,b**, the modest yields observed were attributed to the formation of bithiophenes **24** (12%) and **26** (8%), formed by the debromination of the starting halogenated compounds **29** and **30**. Finally, deprotection of **25** using acidic resin Amberlyst® A15 in dichloromethane afforded oligothiophene **4b** in 81% yield.<sup>30</sup>



**Scheme 7.** Synthesis of oligothiophenes **4a,b**. Reagents and conditions: (i) 2-(tributylstannyl)thiophene/Pd(PPh<sub>3</sub>)<sub>4</sub>/DMF/80 °C/2–3 h; (ii) Br<sub>2</sub>/CH<sub>2</sub>Cl<sub>2</sub>/rt/15 min; (iii) Br<sub>2</sub>/Et<sub>3</sub>N/CH<sub>2</sub>Cl<sub>2</sub>/rt/2 h; Pd(OAc)<sub>2</sub>/diisopropylethylamine/toluene/reflux/2.5 h–4.5 h; (iv) Amberlyst® A15/CH<sub>2</sub>Cl<sub>2</sub>/rt/overnight.

**2.1.5. Synthesis of quaterthiophenes 5a,b.** Similarly to quaterthiophenes **4a,b**, synthesis of quaterthiophenes **5a,b** was executed by homo-coupling reactions of their corresponding brominated

bithiophene units (Scheme 9). Initially, compound **31** was prepared by lithiation of 3,4-dicyanothiophene (**9**) using 1 equiv of LDA followed by the reaction with bromine (Scheme 8). It was however noticed that such pathway systematically resulted in a mixture of compounds **31** (35% yield) with 3,4-dicyanothiophene (**9**) (21% yield) and 2,5-dibromo-3,4-dicyanothiophene (**10**) (24% yield), which were difficult to separate by column chromatography.

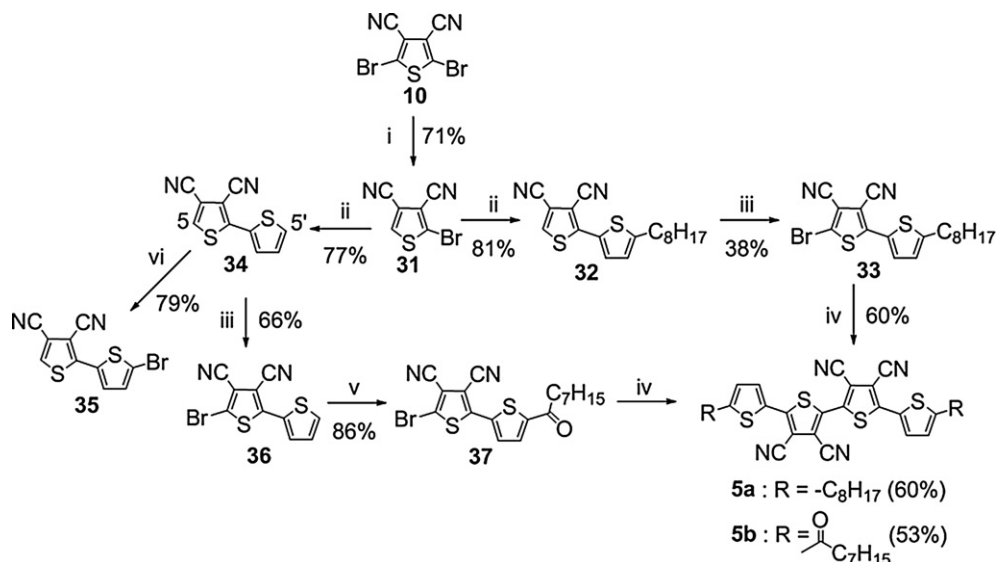


**Scheme 8.** Bromination of thiophene **9**. Reagents and conditions: (i) LDA/THF/–80 °C/10 min, (2) Br<sub>2</sub>/–80 °C to rt.

Therefore, different strategy was employed. Xie and co-workers demonstrated the possibility to synthesize, through a catalytic reduction, several bromothiophenes starting from tetrabromothiophene.<sup>33</sup> Inspired by this work, compound **10** was converted into 2-bromo-3,4-dicyanothiophene (**31**) in 71% yield (Scheme 9). In a second step, Stille coupling of intermediate **31** with either 2-octyl-

5-tributylstannylthiophene (**15**) or 2-tributylstannylthiophene provided bithiophenes **32** and **34**, respectively. Compound **32** was then brominated through lithiation with LDA followed by the reaction





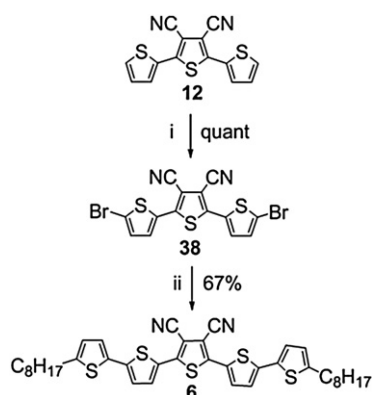
**Scheme 9.** Synthesis of quaterthiophenes **5a,b**. Reagents and conditions: (i) NaBH<sub>4</sub>/Pd(PPh<sub>3</sub>)<sub>4</sub>/CH<sub>3</sub>CN/70 °C/45 min; (ii) 2-tributylstannylthiophene or 2-octyl-5-tributylstannylthiophene (**15**)/Pd(PPh<sub>3</sub>)<sub>4</sub>/DMF/80 °C/2–4.5 h; (iii) (1) LDA/THF/−80 °C/10 min, (2) Br<sub>2</sub>/−80 °C/30 min to 2 h; (iv) Pd(OAc)<sub>2</sub>/*i*-Pr<sub>2</sub>EtN/toluene/reflux/1.5 h; (v) AlCl<sub>3</sub>/C<sub>7</sub>H<sub>15</sub>COCl/CH<sub>2</sub>Cl<sub>2</sub>/reflux/3 days; (vi) Br<sub>2</sub>/CH<sub>2</sub>Cl<sub>2</sub>/rt/35 min.

with bromine to give product **33**. Pd-catalyzed homo-coupling of the latter afforded the desired quaterthiophene **5a** in good yield (60%).

Due to different reactivities of positions 5 and 5', bithiophene **34** appears as an interesting building block. The proton in position 5 should be more acidic, due to the proximity of two CN groups than the one in position 5'. This implies that position 5 should be more sensitive to deprotonation, whereas position 5' should be prone to electrophilic substitution. These hypotheses were confirmed by the synthesis of compound **35** by the reaction of **34** with bromine and by the preparation of compound **36** through successive deprotonation in position 5 of **34** with LDA and reaction with bromine. Intermediate **36** was then acylated through Friedel–Crafts reaction with octanoyl chloride to afford bithiophene **37**. This step further confirms the specific reactivities of positions 5 and 5' in compound **34**.

In a final step, homo-coupling reaction of derivative **37** led to the desired oligothiophene **5b** in good yield (53%). It should be noted that contrary to the synthesis of oligothiophenes **3a,b** and **4a,b** via homo-coupling pathway, no side products originating from the debromination of starting bithiophene **33** and **37** were detected.

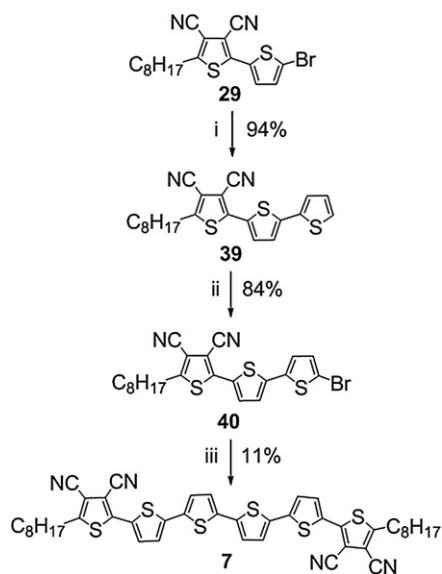
**2.1.6. Synthesis of quinquethiophene 6 and sexithiophene 7.** Two additional oligothiophenes, **6** and **7**, having more extended  $\pi$  systems have been synthesized using Stille coupling or homo-coupling



**Scheme 10.** Synthesis of quinquethiophene **6**. Reagents and conditions: (i) Br<sub>2</sub>/CH<sub>2</sub>Cl<sub>2</sub>/rt/1.5 h; (ii) 2-octyl-5-tributylstannylthiophene (**15**)/Pd(PPh<sub>3</sub>)<sub>4</sub>/DMF/70 °C/4.5 h.

reactions in a few additional steps. Quinquethiophene **6** was obtained in two steps starting from terthiophene **12** following the route shown in Scheme 10. In a first step, **12** was quantitatively brominated in positions 5 and 5' by electrophilic substitution with Br<sub>2</sub>. Derivative **38** was then used in a double Stille coupling reaction with 2-octyl-5-tributylstannylthiophene (**15**) to provide oligothiophene **6** in 67% yield.

Sexithiophene **7** was prepared in three steps starting from bithiophene **29** (Scheme 11). A Stille coupling between bithiophene **29** and 2-tributylstannylthiophene afforded terthiophene **39** in 94% yield. Compound **39** was then brominated in position 5' using NBS (NBS instead of Br<sub>2</sub> was used in order to avoid the bromination of the middle thiophene unit). Finally, homo-coupling reaction of terthiophene **40** afforded sexithiophene **7**. The low yield of this last step (11%) is explained by the formation of derivative **39** (34%



**Scheme 11.** Synthesis of sexithiophene **7**. Reagents and conditions: (i) 2-tributylstannylthiophene/Pd(PPh<sub>3</sub>)<sub>4</sub>/toluene/105 °C/2 h; (ii) NBS/CHCl<sub>3</sub>/rt/16 h; (iii) Pd(OAc)<sub>2</sub>/*i*-Pr<sub>2</sub>EtN/toluene/reflux/4.5 h.

yield), which results from debromination of the starting material **40**, as was observed in previous homo-coupling reactions.

## 2.2. Physical properties

All synthesized oligothiophenes **1–7** showed reasonable solubilities (up to  $10^{-2}$  M) in several common organic solvents, such as  $\text{CHCl}_3$ ,  $\text{CH}_2\text{Cl}_2$ , toluene, and THF. This fact has allowed their characterization by NMR, UV–visible spectroscopy, and cyclic voltammetry. The observed evolution has been fully supported by quantum-chemical calculations. In practice, we have first optimized the geometry of the molecules imposed to be planar at the density functional theory (DFT) level, using the B3LYP functional (B3LYP)<sup>34</sup> and the 6-31G(d,p) basis set. Calculations were carried out using the Gaussian 03 package.<sup>35</sup> In all calculations, the alkyl groups were replaced by methyl groups to reduce the computational costs since the saturated parts do not affect the electronic and optical properties. Since the lowest optical transition of such oligomers is mostly described by a HOMO to LUMO transition, we have compared hereafter the calculated LUMO energy in the gas phase with the electrochemical properties and the HOMO–LUMO gap to the experimental gap, see Tables 2 and 3.

**Table 2**  
Spectroscopic properties of cyano-oligothiophenes. Measurements made in dichloromethane solutions

Oligothiophene	$\lambda_{\text{max}}$ [nm (eV)]	$\epsilon$ [L mol <sup>-1</sup> cm <sup>-1</sup> ]	$E_{\text{gap}}^a$ [eV]	$E_{\text{gap}}$ (calcd) [eV]
<b>3a</b>	339 (3.66)	11,900	3.15	3.71
<b>3b</b>	342 (3.63)	13,600	3.11	3.79
<b>2a</b>	392 (3.16)	16,800	2.53	3.37
<b>2b</b>	413 (3.00)	30,200	2.37	3.14
<b>1a</b>	394 (3.15)	23,900	2.79	3.27
<b>1b</b>	395 (3.14)	27,300	2.76	3.18
<b>4a</b>	421 (2.94)	29,000	2.56	2.82
<b>4b</b>	454 (2.73)	36,300	2.40	2.66
<b>5a</b>	432 (2.87)	21,900	2.45	2.77
<b>5b</b>	421 (2.94)	26,500	2.55	2.84
<b>6</b>	459 (2.70)	40,700	2.37	2.64
<b>7</b>	457 (2.71)	40,300	2.32	2.50

<sup>a</sup> Optical band gap determined from the onset of the long-wavelength absorption edge ( $\lambda_{\text{end}}$ ) in the solution UV–vis spectra.

**Table 3**  
Experimental values of reduction potentials  $E_{\text{red1}}(=(E_{\text{pc1}}+E_{\text{pa1}})/2)$  in V versus SCE of cyano-oligothiophenes in  $\text{CH}_2\text{Cl}_2$  containing 0.1 M  $\text{Bu}_4\text{NPF}_6$ , at a scan rate of 100 mV s<sup>-1</sup>, and their calculated LUMO (eV)

Oligothiophene	$E_{\text{red1}}$	LUMO <sup>a</sup>	LUMO (calcd)
<b>3a</b>	-1.27	-3.57	-3.24
<b>3b</b>	-0.59	-4.25	-3.87
<b>2a</b>	-1.29	-3.55	-2.99
<b>2b</b>	-0.81	-4.03	-3.66
<b>1a</b>	-1.63	-3.21	-2.44
<b>1b</b>	-1.06	-3.78	-3.18
<b>4a</b>	-1.43	-3.41	-3.03
<b>4b</b>	-0.98	-3.86	-3.57
<b>5a</b>	-1.05	-3.79	-3.20
<b>5b</b>	-0.81	-4.03	-3.66
<b>6</b>	-1.44	-3.39	-2.63
<b>7</b>	-1.49	-3.34	-2.91

<sup>a</sup> LUMO (eV) = -4.84 (eV) -  $E_{\text{red1}}$ .<sup>42</sup>

**2.2.1. Linear spectral properties.** Absorption spectra were measured in solution for each synthesized compound **1–7** (Fig. Supplementary data 1–3, Table 2). The recorded spectra generally featured one broad absorption band ( $\pi$ – $\pi^*$  transition), which position was affected by the nature and structure of the different compounds. It can first be noticed that within a similar series (alkyl substituted **1a–5a**, **6**, and **7** and ketone substituted **1b–4b**), increase of the conjugated system

length (number of thiophene subunits) leads to a bathochromic shift of the absorption maximum. For example, a 0.95 eV red-shift is observed between bithiophene **3a** and sexithiophene **7** (1.21 eV in theory). The increment of this red-shift in  $\lambda_{\text{max}}$  value however decreases within the series. Indeed, from bithiophene **3a** to terthiophene **2a**, a wavelength increment of 0.50 eV (0.34 eV in theory) is observed, while an increment of 0.24 eV (0.18 eV in theory) is measured from quaterthiophene **4a** to quinquethiophene **6**. Such phenomenon is not surprising as it has already been observed in other conjugated organic systems,<sup>36</sup> including oligothiophenes derivatives.<sup>27,37–39</sup> In addition, it can be noted that the introduction of a ketone side chain (at positions  $\alpha$  and  $\omega$ ) generally leads to a bathochromic shift of the absorption maximum (0.16 eV between **2a** and **2b** vs 0.23 eV in theory and 0.21 eV between **4a** and **4b** vs 0.16 eV in theory) compared to the molecules with cyano-substituted thiophenes positioned at the extremities. Such a shift can be attributed to the effective conjugation of the peripheral carbonyl group to the oligothiophene core  $\pi$  system.<sup>13,27,40</sup> A different behavior is however observed upon addition of a ketone side chain on quaterthiophene in which the cyano groups are located in the interior of the molecule. In fact, a hypsochromic shift is observed between **5a** and **5b** (-0.07 eV at both the theoretical and experimental levels) and the effect of the positioning of cyano groups in the molecule can also be seen from comparison of absorption maxima of quaterthiophenes **4b** and **5b**, which shows an important hypsochromic shift (0.21 eV vs 0.18 eV in theory). These observations are consistent with what has been reported previously for cyano-substituted terthiophene systems.<sup>16,41</sup>

**2.2.2. Electrochemical properties.** Electrochemical properties of cyano-oligothiophenes were investigated using cyclic voltammetry (Table 3). One or two reversible reduction waves were observed for all compounds and reduction potentials were found to be dependent on the oligothiophene structure (Fig. Supplementary data 4–6). First reduction wave can be attributed to the formation of anion-radical species, as has been observed previously in other oligothiophene systems.<sup>14</sup> In addition, compounds **3a,b**, **2a,b**, **1b**, **5a,b**, **6**, and **7** featured a second reduction wave. This wave was ascribed to the successive reduction of the anion-radical into its corresponding dianion.<sup>14</sup> A second reduction wave was not observed for compounds **1a** and **4a,b**. It is certainly possible that the position of this second reduction wave is located outside of the electrochemical window available. Another observation is that the reduction potentials of oligothiophenes bearing keto-alkyl chains appear shifted to more positive values than that of compounds substituted by alkyl chains. For example,  $E_{\text{red1}}$  **3b** = -0.59 V (vs SCE) compared to  $E_{\text{red1}}$  **3a** = -1.27 V (vs SCE), thus leading to a shift of 0.68 V at the experimental level versus 0.63 V in theory. Furthermore, an increase of the number of CN groups within a similar series (from 2 in **1a,b** till 4 in **2a,b**) also results in a shift toward more positive values of the reduction potentials. Indeed, the reduction potentials of compounds with four CN groups (**2a,b**) are higher than those of terthiophenes with two CN groups (**1a,b**) ( $E_{\text{red1}}$  **2a** >  $E_{\text{red1}}$  **1a** and  $E_{\text{red1}}$  **2b** >  $E_{\text{red1}}$  **1b**). These behaviors are attributed to the increase in the electron affinity of oligothiophene due to the presence of strong electron-withdrawing substituents (CN groups and keto-functions), thus involving the stabilization of their LUMO energy levels. Similarly to what was observed for spectroscopic properties, the electrochemical properties are affected by the position of 3,4-dicyanothiophene subunits. Indeed, quaterthiophenes with cyano-substituted thiophene positioned in the middle of the molecule (**5a,b**) possess reduction potentials with higher values than quaterthiophenes in which the cyano groups are located in the border of the molecule (**4a,b**) ( $E_{\text{red1}}$  **5a** >  $E_{\text{red1}}$  **4a** and  $E_{\text{red1}}$  **5b** >  $E_{\text{red1}}$  **4b**). Consequently, the electronic affinity of quaterthiophene is increased when two cyano thiophenes are next to each other, as for **5a,b**. This effect is less pronounced in the case of keto-alkyl substituted

compounds  $\Delta(E_{\text{red1 } 5b} - E_{\text{red1 } 4b}) = 0.17 \text{ V}$  (0.09 V in theory) and  $\Delta(E_{\text{red1 } 5a} - E_{\text{red1 } 4a}) = 0.38 \text{ V}$  (0.17 V in theory).

First reduction waves were located between  $-0.59 \text{ V}$  and  $-1.63 \text{ V}$  (vs SCE). As can be noticed, apart from bithiophene **3b** ( $E_{\text{red1 } 3b} = -0.59 \text{ V}$  vs SCE), all oligothiophenes exhibited high reduction potentials (from  $E_{\text{red1 } 1a} = -1.63 \text{ V}$  to  $E_{\text{red1 } 2b} = E_{\text{red1 } 5b} = -0.81 \text{ V}$  vs SCE). These potentials are however quite far from the electrochemical window determined by Facchetti and co-workers for semiconductors demonstrating stable behavior in ambient conditions.<sup>11</sup> Consequently, these observations should limit their use as ambient stable *n*-type semiconductors in *n*-type OFET.

### 3. Conclusion

In conclusion, a new family of soluble oligothiophenes bearing cyano groups was successfully synthesized through synthetic routes involving Stille hetero-coupling and/or homo-coupling reactions as key synthetic steps. Bithiophene derivative **3a** is an interesting building block for the synthesis of dissymmetrical oligothiophenes due to its demonstrated specific reactivity. Electrochemical and optical measurements demonstrate that the introduction of keto-alkyl chains at the extremities of those cyano-oligothiophenes reduce their LUMO energy level. In addition, the number of cyano groups and their positions in the oligothiophene skeleton affect significantly the properties of those semiconductors. Close attention was paid to the first reduction potential of all the oligothiophene derivatives synthesized and bithiophene **3b** ( $E_{\text{red1 } 3b} = -0.59 \text{ V}$  vs SCE) is the only derivative featuring a first reduction potential suitable for ambient conditions stability ( $\text{O}_2/\text{H}_2\text{O}$ ), according to the electrochemical window determined by Facchetti and co-workers. The evolution of the electrochemical and optical properties among the various compounds has been fully rationalized by quantum-chemical calculations. Study of these compounds in OFET is currently under investigation and will be reported *a posteriori*.

## 4. Experimental section

### 4.1. Materials and methods

All chemicals were purchased from Aldrich or Acros and used without further purification unless stated otherwise. THF was dried by conventional method (Na/benzophenone distillation procedure under argon) and collected with glass syringes. LDA (1.8 M solution in THF/*n*-heptane/ethylbenzene), anhydrous toluene, and DMF were purchased from Aldrich. TLC:  $\text{SiO}_2$  Silica gel 60F<sub>254</sub> on aluminum sheet (Merck). Column chromatography: Silica gel 60 (particle size 0.063–0.200 mm, Merck). <sup>1</sup>H NMR (300 MHz) and <sup>13</sup>C NMR (75 MHz) were recorded on Bruker Avance 300 at room temperature. Chemical shifts are given in parts per million and coupling constants *J* in hertz. The residual signal of the solvent was taken as internal reference standard. EI-HRMS measurements were made on a Waters AutoSpec 6 and MALDI-ToF experiments on Waters QToF Premier. Absorption spectra were recorded on an Agilent 8453 spectrophotometer in a quartz cell (optical path of 1 cm) in dichloromethane (concentration solutions of  $10^{-4}$  to  $10^{-5} \text{ M}$  were used). Cyclic voltammetry experiments were performed with a computer controlled Autolab potentiostat. Measurements were carried out at room temperature in a three-electrode single-compartment cell (10 mL), at a scan rate of  $100 \text{ mV s}^{-1}$ . Concentrations of  $10^{-3} \text{ M}$  or  $5 \cdot 10^{-4} \text{ M}$  (depending of the solubility of compounds) in  $\text{CH}_2\text{Cl}_2$  solutions containing  $\text{Bu}_4\text{NPF}_6$  (0.1 M) as supporting electrolyte were prepared. Before each measurement, solutions were deaerated by 10 min nitrogen bubbling. A glassy carbon, polished by a slurry-suspension of alumina on micro-cloth and washed by Milli-Q water before each

experiment, was used as a working electrode. A spiral platinum wire was employed as counter electrode and an Ag/AgCl/KCl(sat) used as reference electrode was connected to the cell solution via a salt bridge containing a KCl-saturated aqueous solution. The Ag/AgCl electrode was checked against the ferrocene/ferrocinium ( $\text{Fc}/\text{Fc}^+$ ) couple ( $E_{\text{Fc}/\text{Fc}^+} = 0.425 \text{ V}$  vs Ag/AgCl) before and after each experiment. All potentials are reported versus saturated calomel electrode (SCE) ( $E_{\text{Fc}/\text{Fc}^+} = 0.405 \text{ V}$  vs SCE). Melting points were observed by microscopy using a Mettler FP 82 hot stage.

### 4.2. Synthetic procedures

3,4-Dibromothiophene (**8**),<sup>25</sup> 3,4-dicyanothiophene (**9**),<sup>23–25</sup> 2-octylthiophene (**14**)<sup>26</sup> and 2-octyl-5-tributylstannylthiophene (**15**),<sup>26</sup> 2-octyl-3,4-dibromothiophene (**16**),<sup>28</sup> 2-octanoyl-3,4-dibromothiophene (**19**),<sup>29</sup> and 2,5-bis(tributylstannyl)thiophene (**23**)<sup>27</sup> were prepared according to procedures described in the literature.

**4.2.1. 5,5''-Diocetyl-3',4'-dicyano-2,2':5',2''-terthiophene (1a).** A mixture of 2,5-dibromo-3,4-dicyanothiophene (**10**) (0.250 g, 0.86 mmol),  $\text{Pd}(\text{PPh}_3)_4$  (0.150 g, 0.13 mmol), and 2-octyl-5-tributylstannylthiophene (**15**) (1.455 g, 3.00 mmol) was heated at  $80^\circ\text{C}$  in dry DMF (20 mL) under argon during 5 h. After cooling, a saturated solution of  $\text{NH}_4\text{Cl}$  (40 mL) was added and the medium was extracted with  $\text{CH}_2\text{Cl}_2$ . The organic layer was then washed with  $\text{H}_2\text{O}$ . After drying over  $\text{MgSO}_4$  the organic layer was concentrated under vacuum and the crude product was precipitated by addition of methanol. The dark yellow solid isolated by filtration was then purified by column on silica gel ( $\text{CH}_2\text{Cl}_2/\text{hexane}$  1/1 v/v). A yellow solid was obtained (0.270 g, 0.52 mmol). Yield: 60%.

<sup>1</sup>H NMR ( $\text{CDCl}_3$ ): 7.46 (d, 2H,  $J = 3.75 \text{ Hz}$ , H4, H4''), 6.82 (d, 2H,  $J = 3.75 \text{ Hz}$ , H3, H3''), 2.84 (t, 4H,  $J = 7.54 \text{ Hz}$ ,  $-\text{CH}_2-\text{C}_7\text{H}_{15}$ ), 1.71 (m, 4H,  $-\text{CH}_2-\text{CH}_2-\text{C}_6\text{H}_{13}$ ), 1.34 (m, 20H,  $-(\text{CH}_2)_5-\text{CH}_3$ ), 0.89 (t, 6H,  $J = 6.92 \text{ Hz}$ ,  $-\text{CH}_3$ ). <sup>13</sup>C NMR ( $\text{CDCl}_3$ ): 151.1 (C5, C5''), 145.0 (C2', C5'), 128.8 (C2, C2'), 128.6, 125.8 (C3, C3'', C4, C4''), 113.1 (C6', C7'), 105.2 (C3', C4'), 31.9, 31.4, 30.3, 29.2, 29.2, 29.1, 22.6 ( $-(\text{CH}_2)_7-\text{CH}_3$ ), 14.1 ( $\text{CH}_3$ ). Mp:  $72-74^\circ\text{C}$ .  $R_f$  ( $\text{CH}_2\text{Cl}_2/\text{hexane}$  1/1 v/v) = 0.65. UV-vis (nm):  $\lambda_{\text{abs}} = 394$ .  $\text{C}_{30}\text{H}_{38}\text{N}_2\text{S}_3$ : EI-HRMS ( $\text{M}^{+\bullet}$ ): calcd: 522.2197; found: 522.2189.

**4.2.2. 5,5''-Diocetanoyl-3',4'-dicyano-2,2':5',2''-terthiophene (1b).** To a mixture of 3',4'-dicyano-2,2':5',2''-terthiophene (**12**) (101.5 mg, 0.34 mmol) and octanoyl chloride (165.9 mg, 0.175 mL, 1.02 mmol) in 50 mL of  $\text{CH}_2\text{Cl}_2$ , was added by portions  $\text{AlCl}_3$  (266.7 mg, 2.00 mmol) at room temperature. The final mixture was stirred at reflux. After one night the starting compound was converted into 5-octanoyl-3',4'-dicyano-2,2':5',2''-terthiophene (**13**) (shown by TLC). Octanoyl chloride (1.1 mL) and  $\text{AlCl}_3$  (1.0 g) were added and the reaction mixture was refluxed during 9 days. The reaction mixture was then poured into cold HCl (6 M, 50 mL). After extraction with  $\text{CH}_2\text{Cl}_2$  ( $3 \times 50 \text{ mL}$ ), the combined organic layers were washed with brine ( $2 \times 50 \text{ mL}$ ) and water (100 mL). After drying over anhydrous  $\text{MgSO}_4$ , the desired product was purified by column on silica gel ( $\text{CH}_2\text{Cl}_2$ ). A yellow solid (103.0 mg, 0.19 mmol) was obtained in 55% yield.

<sup>1</sup>H NMR ( $\text{CDCl}_3$ ): 7.72 (d, 2H,  $J = 4.05 \text{ Hz}$ , H4, H4''), 7.70 (d, 2H,  $J = 4.05 \text{ Hz}$ , H3, H3''), 2.91 (t, 4H,  $J = 7.39 \text{ Hz}$ ,  $-\text{CH}_2-\text{CO}-$ ), 1.76 (m, 4H,  $-\text{CO}-\text{CH}_2-\text{CH}_2-$ ), 1.35 (m, 16H,  $-(\text{CH}_2)_4-\text{CH}_3$ ), 0.89 (t, 6H,  $J = 6.73 \text{ Hz}$ ,  $-\text{CH}_3$ ). <sup>13</sup>C NMR ( $\text{CDCl}_3$ ): 192.9 (C=O), 147.1 (C5, C5''), 144.7 (C2', C5'), 136.9 (C2, C2''), 132.1, 129.2 (C3, C3'', C4, C4''), 112.1 (C6', C7'), 108.7 (C3', C4'), 39.5 ( $-\text{CO}-\text{CH}_2-$ ), 31.6, 29.2, 29.0, 24.5, 22.6 ( $-(\text{CH}_2)_5-\text{CH}_3$ ), 14.1 ( $-\text{CH}_3$ ). Mp:  $211-212^\circ\text{C}$ .  $R_f$  ( $\text{CH}_2\text{Cl}_2$ ) = 0.62. UV-vis (nm):  $\lambda_{\text{abs}} = 395$ .  $\text{C}_{30}\text{H}_{34}\text{N}_2\text{O}_2\text{S}_3$ : EI-HRMS ( $\text{M}^{+\bullet}$ ): calcd: 550.1782; found: 550.1771.

**4.2.3. 5,5''-Diocetyl-3,4,3'',4''-tetracyano-2,2':5',2''-terthiophene (2a).** A mixture of 2,5-bis(tributylstannyl)thiophene (**23**) (0.172 g, 0.26 mmol), Pd(PPh<sub>3</sub>)<sub>4</sub> (0.05 g, 0.04 mmol), and 2-bromo-5-octyl-3,4-dicyanothiophene (**18**) (0.166 g, 0.5 mmol) was heated overnight at 105 °C in dry toluene (10 mL) under argon. After cooling, the reaction mixture was directly purified by column chromatography on silica gel (CH<sub>2</sub>Cl<sub>2</sub>) to afford a yellow solid (0.025 g, 0.044 mmol). Yield: 17%.

<sup>1</sup>H NMR (CDCl<sub>3</sub>): 7.63 (s, 2H, H3', H4'), 3.02 (t, 4H, J=7.56 Hz, -CH<sub>2</sub>-C<sub>7</sub>H<sub>15</sub>), 1.76 (m, 4H, -CH<sub>2</sub>-CH<sub>2</sub>-C<sub>6</sub>H<sub>12</sub>), 1.34 (m, 20H, -(CH<sub>2</sub>)<sub>5</sub>-CH<sub>3</sub>), 0.89 (t, 6H, J=6.96 Hz, CH<sub>3</sub>). <sup>13</sup>C NMR (CDCl<sub>3</sub>): 157.8 (C5, C5''), 143.4 (C2, C2''), 134.2 (C2', C5'), 129.0 (C3', C4'), 112.6, 111.6, 111.0, 106.5 (C3, C3'', C4, C4'', C6, C6'', C7, C7''), 31.7, 31.0, 29.9, 29.1, 29.0, 28.9, 22.6 (-(CH<sub>2</sub>)<sub>7</sub>-CH<sub>3</sub>), 14.1 (-CH<sub>3</sub>). Mp: 194–196 °C. R<sub>f</sub> (CH<sub>2</sub>Cl<sub>2</sub>)=0.70. UV-vis (nm): λ<sub>abs</sub>=392. C<sub>32</sub>H<sub>36</sub>N<sub>4</sub>S<sub>3</sub>; MALDI-HRMS (MNa<sup>+</sup>): calcd: 595.2000; found: 595.1989.

**4.2.4. 5,5''-Diocetyl-3,4,3'',4''-tetracyano-2,2':5',2''-terthiophene (2b).** A mixture of 2,5-bis(tributylstannyl)thiophene (**23**) (0.219 g, 0.33 mmol), Pd(PPh<sub>3</sub>)<sub>4</sub> (0.110 g, 0.09 mmol), and 2-bromo-5-(2-heptyl-1,3-dioxolan-2-yl)-3,4-dicyanothiophene (**22**) (0.253 g, 0.66 mmol) was heated overnight at 105 °C in dry toluene (10 mL) under argon. After cooling, the mixture was directly filtrated on silica gel (CH<sub>2</sub>Cl<sub>2</sub>) to afford 45 mg of the corresponding protected terthiophene together with triphenylphosphine oxide. This mixture was then solubilized in 10 mL of CH<sub>2</sub>Cl<sub>2</sub> and 1 g of amberlyst® A15 dry ion exchange resin was added and the mixture was stirred overnight. The resin was removed by filtration and washed with 30 mL of CH<sub>2</sub>Cl<sub>2</sub>. The filtrate was evaporated to dryness and the solid residue was dispersed in methanol, filtered, washed with methanol, and dried to afford an orange solid (16 mg, 0.03 mmol). Yield: 10%.

<sup>1</sup>H NMR (CDCl<sub>3</sub>): 7.85 (s, 2H, H3', H4'), 3.11 (t, 4H, J=7.21 Hz, -CO-CH<sub>2</sub>-), 1.79 (m, 4H, -CO-CH<sub>2</sub>-CH<sub>2</sub>-), 1.32 (m, 16H, -(CH<sub>2</sub>)<sub>4</sub>-CH<sub>3</sub>), 0.89 (t, 6H, J=6.85 Hz, -CH<sub>3</sub>). <sup>13</sup>C NMR (CDCl<sub>3</sub>): 190.1 (C=O), 149.5 (C5, C5''), 148.6 (C2, C2''), 134.9 (C2', C5'), 130.9 (C3', C4'), 113.9, 111.7, 111.3, 109.6 (C3, C3'', C4, C4'', C6, C6'', C7, C7''), 40.7 (-CO-CH<sub>2</sub>-), 31.6, 29.0, 28.9, 23.9, 22.6 (-(CH<sub>2</sub>)<sub>5</sub>-CH<sub>3</sub>), 14.1 (-CH<sub>3</sub>). Mp: 224–226 °C. UV-vis (nm): λ<sub>abs</sub>=413. C<sub>32</sub>H<sub>32</sub>N<sub>4</sub>O<sub>2</sub>S<sub>3</sub>; MALDI-HRMS (MNa<sup>+</sup>): calcd: 623.1585; found: 623.1609.

**4.2.5. 5,5''-Diocetyl-3,3',4,4'-tetracyano-2,2'-bithiophene (3a).** A mixture of 2-bromo-5-octyl-3,4-dicyanothiophene (**18**) (361.0 mg, 1.11 mmol), Pd(OAc)<sub>2</sub> (70 mg, 0.31 mmol), and *i*-Pr<sub>2</sub>EtN (143.4 mg, 190 μL, 1.11 mmol) in toluene (15 mL) was refluxed under argon for 2 h. After cooling to room temperature, the mixture was purified by column chromatography on silica gel (CH<sub>2</sub>Cl<sub>2</sub>) to give a white solid (150 mg, 0.31 mmol). Yield: 56%.

<sup>1</sup>H NMR (CDCl<sub>3</sub>): 3.07 (t, 4H, J=7.59 Hz, -CH<sub>2</sub>-C<sub>7</sub>H<sub>15</sub>), 1.79 (m, 4H, -CH<sub>2</sub>-CH<sub>2</sub>-C<sub>6</sub>H<sub>12</sub>), 1.29 (m, 20H, -(CH<sub>2</sub>)<sub>5</sub>-CH<sub>3</sub>), 0.89 (t, 6H, J=6.95 Hz, CH<sub>3</sub>). <sup>13</sup>C NMR (CDCl<sub>3</sub>): 160.4 (C5, C5'), 138.0 (C2, C2'), 111.7, 111.4, 111.1, 110.7 (C3, C3', C4, C4', C6, C6', C7, C7'), 31.7, 31.0, 30.0, 29.0, 29.0, 28.9, 22.6 (CH<sub>2</sub>)<sub>7</sub>-CH<sub>3</sub>, 14.0 (CH<sub>3</sub>). Mp: 74–76 °C. R<sub>f</sub> (CH<sub>2</sub>Cl<sub>2</sub>)=0.82. UV-vis (nm): λ<sub>abs</sub>=339. C<sub>28</sub>H<sub>34</sub>N<sub>4</sub>S<sub>2</sub>; EI-HRMS (MNa<sup>+</sup>): calcd: 513.2123; found: 513.2100.

**4.2.6. 5,5''-Bis(octanoyl)-3,3',4,4'-tetracyano-2,2'-bithiophene (3b).** 5,5''-Bis(heptyl-1,3-dioxolan-2-yl)-3,3',4,4'-tetracyano-2,2'-bithiophene (**28**) (60 mg, 0.099 mmol) was dissolved in 10 mL of CH<sub>2</sub>Cl<sub>2</sub>. Then 1 g of amberlyst® A15 dry ion exchange resin was added and the mixture was stirred overnight. The resin was removed by filtration and washed with 20 mL of CH<sub>2</sub>Cl<sub>2</sub>. The filtrate was concentrated and then purified by column chromatography on silica gel (CH<sub>2</sub>Cl<sub>2</sub>) to afford a white solid (45 mg, 0.077 mmol). Yield: 88%.

<sup>1</sup>H NMR (CDCl<sub>3</sub>): 3.13 (t, 4H, J=7.14 Hz, -CO-CH<sub>2</sub>-), 1.81 (m, 4H, -CO-CH<sub>2</sub>-CH<sub>2</sub>-), 1.35 (m, 16H, -(CH<sub>2</sub>)<sub>4</sub>-CH<sub>3</sub>), 0.89 (t, 6H, J=6.93 Hz, -CH<sub>3</sub>). <sup>13</sup>C NMR (CDCl<sub>3</sub>): 189.6 (C=O), 153.0 (C5, C5'), 142.2 (C2, C2'),

115.0, 114.0, 110.7, 110.5 (C3, C3', C4, C4', C6, C6', C7, C7'), 40.9 (-CO-CH<sub>2</sub>-), 31.5, 29.0, 28.8, 23.7, 22.6 (-(CH<sub>2</sub>)<sub>5</sub>-CH<sub>3</sub>), 14.0 (-CH<sub>3</sub>). Mp: 216–218 °C. R<sub>f</sub> (CH<sub>2</sub>Cl<sub>2</sub>)=0.70. UV-vis (nm): λ<sub>abs</sub>=342. C<sub>28</sub>H<sub>30</sub>N<sub>4</sub>O<sub>2</sub>S<sub>2</sub>; EI-HRMS (M<sup>+</sup>): calcd: 518.1810; found: 518.1808.

**4.2.7. 5,5'''-Diocetyl-3,4,3''',4'''-tetracyano-2,2':5',2''':5'',2''''-quaterthiophene (4a).** A mixture of bithiophene **29** (375.0 mg, 0.92 mmol), Pd(OAc)<sub>2</sub> (94.8 mg, 0.42 mmol), and *i*-Pr<sub>2</sub>EtN (119.0, 158 μL, 0.92 mmol) in toluene (20 mL) was refluxed under argon for 4.5 h. After cooling to room temperature, the solvent was evaporated in vacuo. The residue was then dissolved in dichloromethane and purified by chromatography on silica gel (CH<sub>2</sub>Cl<sub>2</sub>) to give an orange solid (153 mg, 0.23 mmol). Yield: 51%.

<sup>1</sup>H NMR (CDCl<sub>3</sub>): 7.54 (d, 2H, J=3.97 Hz, H3', H4''), 7.27 (d, 2H, J=3.97 Hz, H4', H3''), 3.00 (t, 4H, J=7.54 Hz, -CH<sub>2</sub>-C<sub>7</sub>H<sub>15</sub>), 1.76 (m, 4H, -CH<sub>2</sub>-CH<sub>2</sub>-C<sub>6</sub>H<sub>12</sub>), 1.30 (m, 20H, -(CH<sub>2</sub>)<sub>5</sub>-CH<sub>3</sub>), 0.90 (t, 6H, J=6.97 Hz, CH<sub>3</sub>). <sup>13</sup>C NMR (CDCl<sub>3</sub>): 156.7 (C5, C5'''), 144.6 (C2, C2'''), 138.9 (C2', C5''), 131.5 (C5', C2''), 129.2, 125.9 (C3', C3'', C4', C4''), 112.9, 111.8, 110.7, 105.1 (C3, C3''', C4, C4''', C6, C6''', C7, C7'''), 31.7, 31.0, 29.8, 29.1, 29.1, 28.9, 22.6 (CH<sub>2</sub>)<sub>7</sub>-CH<sub>3</sub>, 14.1 (CH<sub>3</sub>). Mp: 202 °C. R<sub>f</sub> (CH<sub>2</sub>Cl<sub>2</sub>)=0.71. UV-vis (nm): λ<sub>abs</sub>=421. C<sub>36</sub>H<sub>38</sub>N<sub>4</sub>S<sub>4</sub>; MALDI-HRMS (M<sup>+</sup>): calcd: 654.1979; found: 654.1965.

**4.2.8. 5,5'''-Bis(octanoyl)-3,4,3''',4'''-tetracyano-2,2':5',2''':5'',2''''-quaterthiophene (4b).** Quaterthiophene **25** (30.0 mg, 0.039 mmol) was dissolved in 10 mL of CH<sub>2</sub>Cl<sub>2</sub>. Then 1.0 g of amberlyst® A15 dry ion exchange resin was added and the mixture was stirred overnight. The resin was removed by filtration and washed with 30 mL of CH<sub>2</sub>Cl<sub>2</sub>. The filtrate was concentrated and then purified by column chromatography on silica gel (CH<sub>2</sub>Cl<sub>2</sub>) to afford a red solid (22 mg, 0.032 mmol). Yield: 81%.

<sup>1</sup>H NMR (CDCl<sub>3</sub>): 7.75 (d, 2H, J=4.07 Hz, H3', H4''), 7.38 (d, 2H, J=4.07 Hz, H3'', H4'), 3.1 (t, 4H, J=7.13 Hz, CO-CH<sub>2</sub>-), 1.78 (m, 4H, -CO-CH<sub>2</sub>-CH<sub>2</sub>-), 1.35 (m, 16H, -(CH<sub>2</sub>)<sub>4</sub>-CH<sub>3</sub>), 0.90 (t, 6H, J=7.01 Hz, -CH<sub>3</sub>). <sup>13</sup>C NMR (CDCl<sub>3</sub>): solubility is too low for <sup>13</sup>C NMR measurements. Mp: 274–278 °C. R<sub>f</sub> (CH<sub>2</sub>Cl<sub>2</sub>)=0.42. UV-vis (nm): λ<sub>abs</sub>=454.

**4.2.9. 5,5'''-Diocetyl-3',4',3''',4'''-tetracyano-2,2':5',2''':5'',2''''-quaterthiophene (5a).** A mixture of 5-bromo-5'-octyl-3,4-dicyano-2,2'-bithiophene (**33**) (75.0 mg, 0.18 mmol), Pd(OAc)<sub>2</sub> (20 mg, 0.09 mmol), and *i*-Pr<sub>2</sub>EtN (24.0 mg, 32 μL, 0.18 mmol) in toluene 7 mL under argon was refluxed for 1.5 h. After cooling to room temperature, the mixture was directly purified by column chromatography on silica gel (CH<sub>2</sub>Cl<sub>2</sub>) to afford the desired quaterthiophene **5a** as an orange solid (36.0 mg, 0.06 mmol). Yield: 60%.

<sup>1</sup>H NMR (CDCl<sub>3</sub>): 7.60 (d, 2H, J=3.79 Hz, H3, H3'''), 6.88 (d, 2H, J=3.79 Hz, H4, H4'''), 2.88 (t, 4H, J=7.51 Hz, -CH<sub>2</sub>-C<sub>7</sub>H<sub>15</sub>), 1.73 (m, 4H, -CH<sub>2</sub>-CH<sub>2</sub>-C<sub>6</sub>H<sub>13</sub>), 1.35 (m, 20H, -(CH<sub>2</sub>)<sub>5</sub>-CH<sub>3</sub>), 0.89 (t, 6H, J=6.93 Hz, CH<sub>3</sub>). <sup>13</sup>C NMR (CDCl<sub>3</sub>): 153.5 (C5, C5'''), 149.4 (C2, C2'''), 135.9 (C5', C2''), 130.3 (C4, C4'''), 127.6 (C2', C5''), 126.4 (C3, C3'''), 112.3, 112.0, 111.8, 105.8 (C3', C4', C6', C7', C3'', C4'', C6'', C7''), 31.8, 31.4, 30.4, 29.2, 29.1, 29.0, 22.6 (-(CH<sub>2</sub>)<sub>7</sub>-), 14.1 (CH<sub>3</sub>). Mp: 201–203 °C. R<sub>f</sub> (CH<sub>2</sub>Cl<sub>2</sub>)=0.88. UV-vis (nm): λ<sub>abs</sub>=432. C<sub>36</sub>H<sub>38</sub>N<sub>4</sub>S<sub>4</sub>; MALDI-HRMS (M<sup>+</sup>): calcd: 654.1979; found: 654.1968.

**4.2.10. 5,5'''-Diocetyl-3',4',3''',4'''-tetracyano-2,2':5',2''':5'',2''''-quaterthiophene (5b).** A mixture of 5-bromo-5'-octanoyl-3,4-dicyano-2,2'-bithiophene (**37**) (83.0 mg, 0.20 mmol), Pd(OAc)<sub>2</sub> (20 mg, 0.09 mmol), and *i*-Pr<sub>2</sub>EtN (25.9 mg, 34 μL, 0.20 mmol) in toluene (6 mL) was refluxed under argon for 1.5 h. After cooling to room temperature, the mixture was directly purified on column chromatography on silica gel (CH<sub>2</sub>Cl<sub>2</sub>) to afford the desired quaterthiophene as an orange solid (36.0 mg, 0.05 mmol). Yield: 53%.

<sup>1</sup>H NMR (CDCl<sub>3</sub>): 7.78 (d, 2H, J=4.06 Hz, H4, H4'''), 7.73 (d, 2H, J=4.06 Hz, H3, H3'''), 2.93 (t, 4H, J=7.31 Hz, -CH<sub>2</sub>-CO-), 1.77 (m,



4H,  $-\text{CO}-\text{CH}_2-\text{CH}_2-$ ), 1.34 (m, 16H,  $-(\text{CH}_2)_4-\text{CH}_3$ ), 0.89 (t, 6H,  $J=6.85$  Hz,  $\text{CH}_3$ ).  $^{13}\text{C}$  NMR ( $\text{CDCl}_3$ ): 192.7 (C=O), 148.2 (C5, C5'''), 147.9 (C2, C2'''), 137.4, 135.7 (C2', C5'', C5', C2''), 132.0, 130.3 (C3, C3''', C4, C4'''), 113.2, 111.5, 111.2, 109.00 (C3', C3'', C4', C4'' C6', C6'', C7', C7''), 39.6 ( $-\text{CO}-\text{CH}_2-$ ), 31.6, 29.2, 29.0, 24.4, 22.6 ( $(\text{CH}_2)_5-\text{CH}_3$ ), 14.1 ( $\text{CH}_3$ ). Mp: 214 °C.  $R_f$  ( $\text{CH}_2\text{Cl}_2$ )=0.45. UV-vis (nm):  $\lambda_{\text{abs}}=421$  nm.

**4.2.11. 5,5''''-Dioctyl-3',4'-dicyano-2,2':5',2'':5'',2''':5''''-quinque-thiophene (6).** A mixture of 5,5''-dibromo-3',4'-dicyano-2,2':5',2''-terthiophene (**38**) (0.128 g, 0.28 mmol),  $\text{Pd}(\text{PPh}_3)_4$  (0.060 g, 0.005 mmol), and 2-octyl-5-tributylstannylthiophene (**15**) (0.477 g, 0.98 mmol) was heated at 80 °C in dry DMF (20 mL) under argon during 4.5 h. After cooling, a saturated solution of  $\text{NH}_4\text{Cl}$  (30 mL) was added and the medium extracted with  $\text{CH}_2\text{Cl}_2$ . The organic layer was then washed with  $\text{H}_2\text{O}$ . After drying over  $\text{MgSO}_4$  the organic layer was concentrated under vacuum and the crude product was precipitated by addition of methanol. The dark red solid isolated by filtration was then purified by column chromatography on silica gel ( $\text{CH}_2\text{Cl}_2$ ) to give a red solid (0.128 g, 0.19 mmol). Yield: 67%.

$^1\text{H}$  NMR ( $\text{CDCl}_3$ ): 7.55 (d, 2H,  $J=3.98$  Hz, H4', H3'''), 7.10 (d, 2H,  $J=3.52$  Hz, H3, H3'''), 7.09 (d, 2H,  $J=3.98$  Hz, H3', H4'''), 6.73 (d, 2H,  $J=3.52$  Hz, H4, H4'''), 2.81 (t, 4H,  $J=7.47$  Hz,  $-\text{CH}_2-\text{C}_7\text{H}_{15}$ ), 1.69 (m, 4H,  $-\text{CH}_2-\text{CH}_2-\text{C}_6\text{H}_{13}$ ), 1.33 (m, 20H,  $-(\text{CH}_2)_5-\text{CH}_3$ ), 0.89 (t, 6H,  $J=6.94$  Hz,  $-\text{CH}_3$ ).  $^{13}\text{C}$  NMR ( $\text{CDCl}_3$ ): 147.8 (C5, C5'''), 144.1 (C2'', C5''), 142.2 (C5', C2'''), 132.9 (C2', C5'''), 129.4 (C4', C3'''), 128.7 (C2, C2'''), 125.3, 125.2 (C3, C3', C3''', C4''), 123.8 (C4, C4'''), 113.0 (C6'', C7''), 105.5 (C3'', C4''), 31.8, 31.5, 30.2, 29.3, 29.2, 29.1, 22.3 ( $-(\text{CH}_2)_7-$ ), 14.1 ( $\text{CH}_3$ ). Mp: 146–148 °C.  $R_f$  ( $\text{CH}_2\text{Cl}_2$ )=0.93. UV-vis (nm):  $\lambda_{\text{abs}}=459$ .  $\text{C}_{38}\text{H}_{42}\text{N}_2\text{S}_5$ ; MALDI-HRMS ( $\text{M}^{+\bullet}$ ): calcd: 686.1952; found: 686.1973.

**4.2.12. 5,5''''-Dioctyl-3,4,3''''',4''''-tetracyano-2,2':5',2'':5'',2''':5''''-sexithiophene (7).** A mixture of 5-octyl-5''-bromo-3,4-dicyano-2,2':5',2''-terthiophene (**40**) (140.0 mg, 0.29 mmol),  $\text{Pd}(\text{OAc})_2$  (45 mg, 0.20 mmol), and *i*-Pr<sub>2</sub>EtN (37.5 mg, 50  $\mu\text{L}$ , 0.29 mmol) in toluene (8 mL) was refluxed under argon for 4.5 h. After cooling to room temperature, the mixture was directly purified on column chromatography on silica gel ( $\text{CH}_2\text{Cl}_2$ ) to afford the desired sexithiophene as a red solid (13.0 mg, 0.016 mmol). Yield: 11%.

$^1\text{H}$  NMR ( $\text{CDCl}_3$ ): 7.53 (d, 2H,  $J=3.96$  Hz, H3', H4'''), 7.19 (m, 4H, H3'', H3''', H4', H4'''), 7.14 (d, 2H,  $J=3.82$  Hz, H3'', H4''), 2.99 (t, 4H,  $J=7.54$  Hz,  $-\text{CH}_2-\text{C}_7\text{H}_{15}$ ), 1.75 (m, 4H,  $-\text{CH}_2-\text{CH}_2-\text{C}_6\text{H}_{13}$ ), 1.34 (m, 20H,  $-(\text{CH}_2)_5-\text{CH}_3$ ), 0.89 (t, 6H,  $J=6.94$  Hz,  $-\text{CH}_3$ ).  $^{13}\text{C}$  NMR ( $\text{CDCl}_3$ ): solubility is too low for  $^{13}\text{C}$  NMR measurements. Mp: 208 °C. UV-vis (nm):  $\lambda_{\text{abs}}=457$ .  $\text{C}_{44}\text{H}_{42}\text{N}_4\text{S}_6$ ; MALDI-HRMS ( $\text{M}^{+\bullet}$ ): calcd: 818.1734; found: 818.1740.

**4.2.13. 2,5-Dibromo-3,4-dicyanothiophene (10).** A solution of 3,4-dicyanothiophene (**9**) (2.19 g, 7.9 mmol) in dry THF (120 mL) under argon, was cooled to  $-80$  °C and 27.2 mL (49.0 mmol) of LDA (1.8 M in solution in THF/*n*-heptane/ethylbenzene) was added dropwise. After stirring this mixture for 15 min at  $-80$  °C, bromine (1.88 mL, 36.0 mmol) was slowly added. The mixture was then stirred for 2 h at  $-80$  °C/ $-50$  °C. The reaction was then quenched by adding 50 mL of a saturated aqueous solution of  $\text{NH}_4\text{Cl}$ . The mixture was extracted with  $\text{CH}_2\text{Cl}_2$  and the organic layer was dried over magnesium sulfate and then evaporated to dryness. The crude solid produced was then purified by chromatography on silica gel ( $\text{CH}_2\text{Cl}_2$ ) to give 2,5-dibromo-3,4-dicyanothiophene (**10**) (2.95 g, 10.1 mmol) as a white solid. Yield: 62%.

$^{13}\text{C}$  NMR ( $\text{DMSO}-d_6$ ): 126.4 (C2, C5), 114.4 (C3, C4), 111.3 (C6, C7). Mp: 194–195 °C.  $R_f$  ( $\text{CH}_2\text{Cl}_2$ )=0.72.  $\text{C}_6\text{Br}(79)_2\text{N}_2\text{S}$ ; EI-HRMS ( $\text{M}^{+\bullet}$ ): calcd: 289.8153; found: 289.8149.

**4.2.14. 2,5-Bis(tributylstannyl)-3,4-dicyanothiophene (11).** A solution of 3,4-dicyanothiophene (**9**) (406.0 mg, 3.03 mmol) in dry THF

(50 mL) under argon, was cooled to  $-80$  °C and 5.05 mL (9.09 mmol) of LDA (1.8 M in solution in THF/*n*-heptane/ethylbenzene) was slowly added (10 min). The mixture was then stirred for 10 min at  $-80$  °C and 1.81 mL of tributyltin chloride (2.17 g, 6.66 mmol) was added in 10 min. The medium was stirred for 1 h at  $-80$  °C. The reaction was then quenched by adding 40 mL of a saturated aqueous solution of  $\text{NH}_4\text{Cl}$  (40 mL). The mixture was extracted with  $\text{CH}_2\text{Cl}_2$ . The combined organic layers were dried over  $\text{MgSO}_4$  and concentrated. The product was purified by chromatography on silica gel ( $\text{CH}_2\text{Cl}_2$ /hexane 6/4 v/v) to give 1.71 g (2.40 mmol, 79%) of colorless oil.

$^1\text{H}$  NMR ( $\text{CDCl}_3$ ): 1.56 (m, 12H,  $\text{CH}_2-(\text{CH}_2)_2-\text{CH}_3$ ), 1.33 (m, 24H,  $\text{CH}_2-(\text{CH}_2)_2-\text{CH}_3$ ), 0.90 (t, 18H,  $J=6.97$  Hz,  $\text{CH}_3$ ).  $^{13}\text{C}$  NMR ( $\text{CDCl}_3$ ): 159.5 (C2, C5), 121.0 (C3, C4), 114.9 (C6, C7), 28.8, 27.1, 13.6 ( $-(\text{CH}_2)_3-\text{CH}_3$ ), 11.4 ( $\text{CH}_3$ ).  $R_f$  ( $\text{CH}_2\text{Cl}_2$ /hexane 6/4 v/v)=0.95.

**4.2.15. 3',4'-Dicyano-2,2':5',2''-terthiophene (12).** A mixture of 2,5-dibromo-3,4-dicyanothiophene (**10**) (0.400 g, 1.37 mmol),  $\text{Pd}(\text{PPh}_3)_4$  (0.061 g, 0.053 mmol), and 2-(tributylstannyl)thiophene (1.023 g, 0.871 mL, 2.74 mmol) was heated at 80 °C in dry DMF (15 mL) under argon during 24 h. After cooling, a saturated solution of  $\text{NH}_4\text{Cl}$  (40 mL) was added and the mixture was extracted with  $\text{CH}_2\text{Cl}_2$ . The organic layer was then washed with  $\text{H}_2\text{O}$ . After drying over  $\text{MgSO}_4$  the organic layer was concentrated under vacuum. Purification by column on silica gel eluting by  $\text{CH}_2\text{Cl}_2$  afforded 383 mg (1.28 mmol) of 3',4'-dicyano-2,2':5',2''-terthiophene (**12**) as a yellow solid. Yield: 93%.

$^1\text{H}$  NMR ( $\text{CDCl}_3$ ): 7.67 (dd, 2H,  $J=1.06$  and 3.76 Hz, H5, H5''), 7.53 (dd, 2H,  $J=1.05$  and 5.10 Hz, H3, H3''), 7.18 (dd, 2H,  $J=3.80$  and 5.07 Hz, H4, H4''), 129.4, 128.7 (C3, C3'', C4, C4'', C5, C5''), 112.8 (C6', C7'), 106.5 (C3', C4'). Mp=195–197 °C.  $R_f$  ( $\text{CH}_2\text{Cl}_2$ )=0.81. UV-vis (nm):  $\lambda_{\text{abs}}=375$ .  $\text{C}_{14}\text{H}_6\text{N}_2\text{S}_3$ ; EI-HRMS ( $\text{M}^{+\bullet}$ ): calcd: 297.9693; found: 297.9697.

**4.2.16. 5-Octanoyl-3',4'-dicyano-2,2':5',2''-terthiophene (13).** Prepared similarly to **1b** starting from a mixture of 3',4'-dicyano-2,2':5',2''-terthiophene (**12**) (101.5 mg, 0.34 mmol) and octanoyl chloride (165.9 mg, 0.175 mL, 1.02 mmol) and  $\text{AlCl}_3$  (266.7 mg, 2.00 mmol). Yield: 20%.

$^1\text{H}$  NMR ( $\text{CDCl}_3$ ): 7.70 (m, 3H, H5, H3'', H4''), 7.57 (dd, 1H,  $J=1.05$  and 5.09 Hz, H3), 7.19 (dd, 1H,  $J=3.82$  and 5.07 Hz, H4), 2.91 (t, 2H,  $J=7.40$  Hz,  $-\text{CH}_2-\text{CO}-$ ), 1.75 (m, 2H,  $-\text{CO}-\text{CH}_2-\text{CH}_2-$ ), 1.35 (m, 8H,  $-(\text{CH}_2)_4-\text{CH}_3$ ), 0.89 (t, 3H,  $J=6.74$  Hz,  $-\text{CH}_3$ ).  $^{13}\text{C}$  NMR ( $\text{CDCl}_3$ ): 192.9 (C=O), 146.6, 146.5 (C2', C5'), 143.2 (C2''), 137.4 (C5''), 132.1 (C5), 130.9 (C2), 130.0, 129.2, 128.9, 128.7 (C3, C3'', C4, C4''), 112.5, 112.4 (C6', C7'), 108.3, 106.7 (C3, C4), 39.4 ( $-\text{CO}-\text{CH}_2-$ ), 31.6, 29.2, 29.0, 24.5, 22.6 ( $-(\text{CH}_2)_5-\text{CH}_3$ ), 14.1 ( $-\text{CH}_3$ ). Mp=132–133 °C.  $R_f$  ( $\text{CH}_2\text{Cl}_2$ )=0.73. UV-vis (nm):  $\lambda_{\text{abs}}=387$ .  $\text{C}_{22}\text{H}_{20}\text{N}_2\text{O}_5\text{S}$ ; EI-HRMS ( $\text{M}^{+\bullet}$ ): calcd: 424.0727; found: 424.0738.

**4.2.17. 2-Octyl-3,4-dicyanothiophene (17).** A mixture of 2-octyl-3,4-dibromothiophene (**16**) (10.55 g, 29.8 mmol) and  $\text{CuCN}$  (8.00 g, 89.4 mmol) in dry DMF (35 mL) was stirred under reflux for 4 h. After cooling, to the resulting dark solution was added a solution of  $\text{FeCl}_3$  (29.20 g) in 2 M HCl (62 mL) and the mixture was stirred at 70 °C for 1 h. After cooling to room temperature, this mixture was extracted several times with  $\text{CH}_2\text{Cl}_2$ . The organic layers were combined and washed successively with 6 M HCl (two times), water, saturated  $\text{NaHCO}_3$  solution, and again water. The organic layer was dried over  $\text{MgSO}_4$ , filtrated, and evaporated to dryness. The crude product was then purified by chromatography on silica gel ( $\text{CH}_2\text{Cl}_2$ /hexane 1/1 v/v) to afford 4.32 g of a pale yellow liquid. Yield: 59%.

$^1\text{H}$  NMR ( $\text{CDCl}_3$ ): 7.82 (s, 1H, H5), 3.02 (t, 2H,  $J=7.57$  Hz,  $-\text{CH}_2-\text{C}_7\text{H}_{15}$ ), 1.74 (m, 2H,  $-\text{CH}_2-\text{CH}_2-\text{C}_6\text{H}_{12}$ ), 1.30 (m, 10H,  $-(\text{CH}_2)_5-\text{CH}_3$ ), 0.88 (t, 3H,  $J=6.97$  Hz,  $\text{CH}_3$ ).  $^{13}\text{C}$  NMR ( $\text{CDCl}_3$ ): 159.6 (C2), 134.1 (C5), 112.2, 112.0, 111.8, 109.9 (C3, C4, C6, C7), 31.7, 31.1,

29.7, 29.0 (Int.=2CH<sub>2</sub>), 28.8, 22.6 (CH<sub>2</sub>)<sub>7</sub>-CH<sub>3</sub>), 14.0 (CH<sub>3</sub>). *R*<sub>f</sub> (CH<sub>2</sub>Cl<sub>2</sub>/hexane 1/1 v/v)=0.25. C<sub>14</sub>H<sub>18</sub>N<sub>2</sub>S: EI-MS: (M<sup>+</sup>)=245.

**4.2.18. 2-Bromo-5-octyl-3,4-dicyanothiophene (18).** A solution of 2-octyl-3,4-dicyanothiophene (**17**) (3.35 g, 13.6 mmol) in dry THF (90 mL) was cooled under argon to -80 °C and 15.11 mL (27.2 mmol) of LDA (1.8 M in solution in THF/*n*-heptane/ethylbenzene) was added dropwise. The mixture was stirred for 10 min, then 1.7 mL of bromine (5.31 g, 16.32 mmol) was slowly added. The mixture was then allowed to warm to -50 °C (30 min). After adding a saturated solution of NH<sub>4</sub>Cl (20 mL), the solution was extracted with CH<sub>2</sub>Cl<sub>2</sub>. The organic layers were dried over MgSO<sub>4</sub>, filtered, and concentrated. The brown liquid residue was dissolved in CH<sub>2</sub>Cl<sub>2</sub> and purified by chromatography on silica gel (elution with CH<sub>2</sub>Cl<sub>2</sub>/hexane 1/1 v/v) to give a yellow liquid (4.23 g, 13.0 mmol), which crystallized in the fridge. Yield: 96%.

<sup>1</sup>H NMR (CDCl<sub>3</sub>): 2.98 (t, 2H, *J*=7.57 Hz, -CH<sub>2</sub>-C<sub>7</sub>H<sub>15</sub>), 1.71 (m, 2H, -CH<sub>2</sub>-CH<sub>2</sub>-C<sub>6</sub>H<sub>12</sub>), 1.27 (m, 10H, -(CH<sub>2</sub>)<sub>5</sub>-CH<sub>3</sub>), 0.88 (t, 3H, *J*=7.03 Hz, CH<sub>3</sub>). <sup>13</sup>C NMR (CDCl<sub>3</sub>): 160.0 (C5), 122.1 (C2), 114.5, 111.3, 111.0, 109.9 (C3, C4, C6, C7), 31.7, 30.9, 30.1, 29.0 (Int.=2CH<sub>2</sub>), 28.8, 22.6 (CH<sub>2</sub>)<sub>7</sub>-CH<sub>3</sub>), 14.0 (CH<sub>3</sub>). Mp=30–32 °C. *R*<sub>f</sub> (CH<sub>2</sub>Cl<sub>2</sub>/hexane 1/1 v/v)=0.34. C<sub>14</sub>H<sub>17</sub>Br(79)N<sub>2</sub>S: EI-MS: (M<sup>+</sup>)=324.

**4.2.19. 2-Octanoyl-3,4-dicyanothiophene (20).** A mixture of 2-octanoyl-3,4-dibromothiophene (**19**) (2.90 g, 7.89 mmol) and CuCN (2.12 g, 23.67 mmol) in dry DMF (15 mL) was stirred under reflux for 4 h. After cooling, the resulting dark solution was added to a solution of FeCl<sub>3</sub> (8.10 g) in 2 M HCl (15 mL) and maintained at 70 °C for 45 min. After cooling to room temperature, this mixture was extracted three times with CH<sub>2</sub>Cl<sub>2</sub>. The organic layers were then combined and washed successively with 6 M HCl (two times), water, saturated NaHCO<sub>3</sub> solution, and again with water. The organic layer was dried over MgSO<sub>4</sub>, filtered, and then evaporated to dryness. The crude solid produced was then purified by chromatography on silica gel (CH<sub>2</sub>Cl<sub>2</sub>/hexane 1/1 v/v) to afford 827 mg (3.17 mmol) of a pale yellow solid. Yield: 40%.

<sup>1</sup>H NMR (CD<sub>2</sub>Cl<sub>2</sub>): 8.24 (s, 1H, H5), 3.06 (t, 2H, *J*=7.34 Hz, -CO-CH<sub>2</sub>-), 1.76 (m, 2H, -CO-CH<sub>2</sub>-CH<sub>2</sub>-), 1.36 (m, 8H, -(CH<sub>2</sub>)<sub>4</sub>-CH<sub>3</sub>), 0.89 (t, 3H, *J*=6.97 Hz, -CH<sub>3</sub>). <sup>13</sup>C NMR (CD<sub>2</sub>Cl<sub>2</sub>): 190.8 (C=O), 152.0 (C2), 140.9 (C5), 115.7, 113.6 (C3, C4), 112.3, 112.0 (C6, C7), 41.4 (-CO-CH<sub>2</sub>-), 32.2, 29.5, 29.4, 24.3, 23.1 (-(CH<sub>2</sub>)<sub>5</sub>-CH<sub>3</sub>), 14.4 (-CH<sub>3</sub>). Mp=98–100 °C. *R*<sub>f</sub> (CH<sub>2</sub>Cl<sub>2</sub>/hexane 1/1 v/v)=0.09. C<sub>14</sub>H<sub>16</sub>N<sub>2</sub>O<sub>2</sub>S: EI-HRMS (M<sup>+</sup>): calcd: 260.0980; found: 260.0983.

**4.2.20. 2-(2-Heptyl-1,3-dioxolan-2-yl)-3,4-dicyanothiophene (21).** A mixture of 2-octanoyl-3,4-dicyanothiophene (**20**) (1.48 g, 5.68 mmol), ethylene glycol (2.22 mL, 2.47 g, 39.76 mmol), and 300 mg of *p*-toluenesulfonic acid monohydrate in 80 mL of toluene was refluxed for 36 h with azeotropic removal of water (Dean–Stark apparatus). After cooling, the medium is washed with a saturated solution of NaHCO<sub>3</sub> and with water. The organic layer was then dried over MgSO<sub>4</sub>, filtered, and the solvent evaporated under vacuum. Compound **21** was used without further purification.

<sup>1</sup>H NMR (CD<sub>2</sub>Cl<sub>2</sub>): 7.94 (s, 1H, H5), 4.03 (m, 4H, -O-(CH<sub>2</sub>)<sub>2</sub>-O-), 2.07 (m, 2H, -C((OCH<sub>2</sub>)<sub>2</sub>)-CH<sub>2</sub>-), 1.30 (m, 10H, -(CH<sub>2</sub>)<sub>5</sub>-CH<sub>3</sub>), 0.87 (t, 3H, *J*=6.97 Hz, CH<sub>3</sub>). <sup>13</sup>C NMR (CD<sub>2</sub>Cl<sub>2</sub>): 161.4 (C2), 136.3 (C5), 114.1, 112.7, 112.1, 109.1 (C3, C4, C6, C7), 108.8 (C2-C((OCH<sub>2</sub>)<sub>2</sub>)-), 66.4 (-O-(CH<sub>2</sub>)<sub>2</sub>-O-), 40.1, 32.3, 29.9, 29.6, 23.9, 23.2 (-(CH<sub>2</sub>)<sub>6</sub>-CH<sub>3</sub>), 14.4 (CH<sub>3</sub>). *R*<sub>f</sub> (CH<sub>2</sub>Cl<sub>2</sub>/hexane 1/1 v/v)=0.07. C<sub>16</sub>H<sub>20</sub>N<sub>2</sub>O<sub>2</sub>S: EIMS (M<sup>+</sup>-C<sub>7</sub>H<sub>15</sub>): 205.

**4.2.21. 2-Bromo-5-(2-heptyl-1,3-dioxolan-2-yl)-3,4-dicyanothiophene (22).** A solution of 1.08 g of 2-octanoyl-3,4-dicyanothiophene (**21**) in dry THF (30 mL) was cooled to -80 °C under argon and 2.97 mL of LDA (1.8 M in solution in THF/*n*-heptane/ethylbenzene) was added dropwise. The mixture was then stirred for

10 min, then 0.450 mL of bromine (1.39 g, 4.3 mmol) was slowly added. The medium was then allowed to warm to -50 °C (30 min). After adding a saturated solution of NaCl (20 mL), the solution was extracted with CH<sub>2</sub>Cl<sub>2</sub>. The organic layers were dried over MgSO<sub>4</sub>, filtered, and concentrated. The brown liquid residue was dissolved in CH<sub>2</sub>Cl<sub>2</sub> (5 mL) and purified by column chromatography on silica gel (CH<sub>2</sub>Cl<sub>2</sub>) to give a yellow liquid, which crystallized in the fridge (863 mg, 2.25 mmol). Yield: 40% (from **20**).

<sup>1</sup>H NMR (CD<sub>2</sub>Cl<sub>2</sub>): 4.02 (m, 4H, -O-(CH<sub>2</sub>)<sub>2</sub>-O-), 2.04 (m, 2H, -C((OCH<sub>2</sub>)<sub>2</sub>)-CH<sub>2</sub>-), 1.30 (m, 10H, -(CH<sub>2</sub>)<sub>5</sub>-CH<sub>3</sub>), 0.87 (t, 3H, *J*=6.97 Hz, CH<sub>3</sub>). <sup>13</sup>C NMR (CD<sub>2</sub>Cl<sub>2</sub>): 161.9 (C5), 124.6 (C2), 116.8, 111.9, 111.3, 109.0 (C3, C4, C6, C7), 108.8 (C5-C((OCH<sub>2</sub>)<sub>2</sub>)-), 66.5 (-O-(CH<sub>2</sub>)<sub>2</sub>-O-), 39.8, 32.2, 29.8, 29.6, 23.8, 23.2 (-(CH<sub>2</sub>)<sub>6</sub>-CH<sub>3</sub>), 14.4 (CH<sub>3</sub>). Mp=35–37 °C. *R*<sub>f</sub> (CH<sub>2</sub>Cl<sub>2</sub>)=0.68. C<sub>16</sub>H<sub>19</sub>Br(79)N<sub>2</sub>O<sub>2</sub>S: EIMS (M<sup>+</sup>): 382.

**4.2.22. 5-Octyl-3,4-dicyano-2,2'-bithiophene (24).** 2-Bromo-5-octyl-3,4-dicyanothiophene (**18**) (800.0 mg, 2.46 mmol) and 2-(tributylstannyl)thiophene (1.832 g, 1.56 mL, 4.91 mmol) were dissolved in dry DMF (28 mL) under argon. To this solution was added Pd(PPh<sub>3</sub>)<sub>4</sub> (250 mg) and the mixture was heated at 70–80 °C for 2 h. After cooling, 50 mL of saturated solution of ammonium chloride was added and the medium was extracted twice with CH<sub>2</sub>Cl<sub>2</sub>. The combined organic phases were washed twice with water and dried over MgSO<sub>4</sub>. After filtration, the solvent was removed under vacuum. Purification by column chromatography on silica gel (CH<sub>2</sub>Cl<sub>2</sub>) afforded 750 mg (2.28 mmol) of 5-octyl-3,4-dicyano-2,2'-bithiophene (**24**) as a white solid. Yield: 93%.

<sup>1</sup>H NMR (CDCl<sub>3</sub>): 7.61 (dd, 1H, *J*=1.11 and 3.75 Hz, H3'), 7.48 (dd, 1H, *J*=1.11 and 5.10 Hz, H5'), 7.14 (dd, 1H, *J*=3.75 and 5.10 Hz, H4'), 2.98 (t, 2H, *J*=7.71 Hz, -CH<sub>2</sub>-C<sub>7</sub>H<sub>15</sub>), 1.74 (m, 2H, -CH<sub>2</sub>-CH<sub>2</sub>-C<sub>6</sub>H<sub>13</sub>), 1.29 (m, 10H, -(CH<sub>2</sub>)<sub>5</sub>-CH<sub>3</sub>), 0.88 (t, 3H, *J*=7.00 Hz, CH<sub>3</sub>). <sup>13</sup>C NMR (CDCl<sub>3</sub>): 156.4 (C5), 145.6 (C2), 131.6 (C2'), 128.8, 128.5, 128.2 (C3', C4', C5'), 113.0, 111.9, 110.4, 104.9 (C3, C4, C6, C7), 31.7, 31.0, 29.7, 29.0 (Int.=2CH<sub>2</sub>), 28.8, 22.6 ((CH<sub>2</sub>)<sub>7</sub>-CH<sub>3</sub>), 14.0 (CH<sub>3</sub>). Mp=74–75 °C. *R*<sub>f</sub> (CH<sub>2</sub>Cl<sub>2</sub>)=0.75. C<sub>18</sub>H<sub>20</sub>N<sub>2</sub>S<sub>2</sub>: EIMS (M<sup>+</sup>): 328.

**4.2.23. 5,5''-Bis(heptyl-1,3-dioxolan-2-yl)-3,4,3'',4''-tetracyano-2,2':5',2'':5''-quaterthiophene (25).** A mixture of 5'-bromo-5-(2-heptyl-1,3-dioxolan-2-yl)-3,4-dicyano-2,2'-bithiophene (**30**) (321.0 mg, 0.69 mmol), Pd(OAc)<sub>2</sub> (110 mg, 0.49 mmol), and *i*-Pr<sub>2</sub>EtN (89.1 mg, 118 μL, 0.69 mmol) in toluene (15 mL) was refluxed under argon for 4 h. After cooling to room temperature, the solvent was evaporated in vacuo. The residue was then dissolved in CH<sub>2</sub>Cl<sub>2</sub> and purification by column chromatography on silica gel (CH<sub>2</sub>Cl<sub>2</sub>) gave an orange solid (131.0 mg, 0.17 mmol). Yield: 49%.

<sup>1</sup>H NMR (CDCl<sub>3</sub>): 7.58 (d, 2H, *J*=3.98 Hz, H3', H4'), 7.28 (d, 2H, *J*=3.98 Hz, H3'', H4''), 4.08 (m, 8H, -O-(CH<sub>2</sub>)<sub>2</sub>-O-), 2.09 (m, 4H, -C((OCH<sub>2</sub>)<sub>2</sub>)-CH<sub>2</sub>-), 1.33 (m, 20H, -(CH<sub>2</sub>)<sub>5</sub>-CH<sub>3</sub>), 0.88 (t, 3H, *J*=6.97 Hz, CH<sub>3</sub>). <sup>13</sup>C NMR (CDCl<sub>3</sub>): 157.6 (C5, C5'''), 145.6 (C2, C2'''), 139.2 (C5', C2''), 131.4 (C2', C5''), 129.5, 126.1 (C3', C4', C3'', C4''), 112.7, 111.3 (C6, C6', C7, C7'), 109.4 (C4, C4''), 108.2 (C5-C((OCH<sub>2</sub>)<sub>2</sub>)-), 106.9 (C3, C3'''), 65.8 (-O-(CH<sub>2</sub>)<sub>2</sub>-O-), 39.5, 31.7, 29.3, 29.1, 23.3, 22.6 (-(CH<sub>2</sub>)<sub>6</sub>-CH<sub>3</sub>), 14.0 (CH<sub>3</sub>). Mp=198–200 °C. C<sub>40</sub>H<sub>42</sub>N<sub>4</sub>O<sub>4</sub>S<sub>4</sub>: MALDI-MS (M<sup>+</sup>): 770.2.

**4.2.24. 5-(2-Heptyl-1,3-dioxolan-2-yl)-3,4-dicyano-2,2'-bithiophene (26).** 2-Bromo-5-(2-heptyl-1,3-dioxolan-2-yl)-3,4-dicyanothiophene (**22**) (0.608 g, 1.59 mmol) and 2-(tributylstannyl)thiophene (1.184 g, 1.00 mL, 3.17 mmol) were dissolved in dry DMF (15 mL) under argon. To this solution was added Pd(PPh<sub>3</sub>)<sub>4</sub> (150 mg) and the mixture was heated at 70–80 °C for 3 h. After cooling, 40 mL of saturated solution of NH<sub>4</sub>Cl was added and the mixture was extracted twice with CH<sub>2</sub>Cl<sub>2</sub>. The combined organic phases were then washed twice with water and dried over MgSO<sub>4</sub>. After filtration, the solvent was removed under vacuum. Purification by column chromatography on

silica gel (CH<sub>2</sub>Cl<sub>2</sub>+2% Et<sub>3</sub>N) afforded 536.9 mg (1.39 mmol) of desired bithiophene **26** as a pale yellow waxy solid. Yield: 87%.

<sup>1</sup>H NMR (CDCl<sub>3</sub>): 7.63 (dd, 1H, *J*=1.09 Hz and 3.76 Hz, H3'), 7.51 (dd, 1H, *J*=1.09 Hz and 5.10 Hz, H5'), 7.15 (dd, 1H, *J*=3.76 Hz and 5.09 Hz, H4'), 4.07 (m, 4H, –O–(CH<sub>2</sub>)<sub>2</sub>–O–), 2.09 (m, 2H, –C((OCH<sub>2</sub>)<sub>2</sub>)–CH<sub>2</sub>–), 1.31 (m, 10H, –(CH<sub>2</sub>)<sub>5</sub>–CH<sub>3</sub>), 0.87 (t, 3H, *J*=6.92 Hz, CH<sub>3</sub>). <sup>13</sup>C NMR (CDCl<sub>3</sub>): 157.2 (C5), 146.7 (C2), 131.4 (C2'), 129.2, 128.6, 128.5 (C3', C4', C5'), 112.8, 111.4, (C6, C7), 109.1 (C4), 108.2 (C5–C((OCH<sub>2</sub>)<sub>2</sub>)–), 106.7 (C3), 65.7 (–O–(CH<sub>2</sub>)<sub>2</sub>–O–), 39.5, 31.7, 29.3, 29.1, 23.3, 22.6 (–(CH<sub>2</sub>)<sub>6</sub>–CH<sub>3</sub>), 14.0 (CH<sub>3</sub>). Mp=57–59 °C. *R*<sub>f</sub>(CH<sub>2</sub>Cl<sub>2</sub>)=0.66. C<sub>20</sub>H<sub>22</sub>N<sub>2</sub>O<sub>2</sub>S<sub>2</sub>: EIMS (M<sup>+</sup>): 386.

4.2.25. *5,5'-Bis(heptyl-1,3-dioxolan-2-yl)-3,3',4,4'-tetracyano-2,2'-bithiophene (28)*. A mixture of 2-bromo-5-(2-heptyl-1,3-dioxolan-2-yl)-3,4-dicyanothiophene (**2**) (230.0 mg, 0.60 mmol), Pd(OAc)<sub>2</sub> (60 mg, 0.27 mmol), and *i*-Pr<sub>2</sub>EtN (77.5 mg, 103 μL, 0.60 mmol) in toluene (10 mL) was refluxed under argon for 2 h. After cooling to room temperature, the mixture was purified by column chromatography on silica gel (CH<sub>2</sub>Cl<sub>2</sub>) to give a white solid (90 mg, 0.15 mmol). Yield: 49%.

<sup>1</sup>H NMR (CDCl<sub>3</sub>): 4.07 (m, 4H, –O–(CH<sub>2</sub>)<sub>2</sub>–O–), 2.11 (m, 2H, –C((OCH<sub>2</sub>)<sub>2</sub>)–CH<sub>2</sub>–), 1.33 (m, 10H, –(CH<sub>2</sub>)<sub>5</sub>–CH<sub>3</sub>), 0.88 (t, 3H, *J*=6.95 Hz, CH<sub>3</sub>). <sup>13</sup>C NMR (CDCl<sub>3</sub>): 162.2 (C5, C5'), 138.8 (C2, C2'), 112.8, 111.4, 110.6, 110.0 (C3, C3', C4, C4, C6, C6', C7, C7'), 108.2 (C5'/5'-C((OCH<sub>2</sub>)<sub>2</sub>)–), 66.0 (–O–(CH<sub>2</sub>)<sub>2</sub>–O–), 39.4, 31.7, 29.2, 29.1, 23.2, 22.6 (–(CH<sub>2</sub>)<sub>6</sub>–CH<sub>3</sub>), 14.0 (CH<sub>3</sub>). Mp=174–175 °C. *R*<sub>f</sub>(CH<sub>2</sub>Cl<sub>2</sub>)=0.59. C<sub>32</sub>H<sub>36</sub>N<sub>4</sub>O<sub>4</sub>S<sub>2</sub>: EIMS (M<sup>+</sup>): 606.

4.2.26. *5'-Bromo-5-octyl-3,4-dicyano-2,2'-bithiophene (29)*. 5-Octyl-3,4-dicyano-2,2'-bithiophene (**24**) (106.5 mg, 0.32 mmol) was dissolved in chloroform (10 mL) and bromine (51 μL, 159.0 mg, 0.49 mmol) was added dropwise. After stirring for 15 min at room temperature the mixture was washed with a solution of Na<sub>2</sub>S<sub>2</sub>O<sub>3</sub> and with water. The organic layer was dried over MgSO<sub>4</sub>. After filtration, the solvent was removed under vacuum to afford pure product as a pale yellow solid (101 mg, 0.25 mmol). Yield: 78%.

<sup>1</sup>H NMR (CDCl<sub>3</sub>): 7.34 (d, 1H, *J*=4.00 Hz, H3'), 7.11 (d, 1H, *J*=4.00 Hz, H4'), 2.98 (t, 2H, *J*=7.53 Hz, –CH<sub>2</sub>–C<sub>7</sub>H<sub>15</sub>), 1.74 (m, 2H, –CH<sub>2</sub>–CH<sub>2</sub>–C<sub>6</sub>H<sub>13</sub>), 1.29 (m, 10H, –(CH<sub>2</sub>)<sub>5</sub>–CH<sub>3</sub>), 0.89 (t, 3H, *J*=6.98 Hz, CH<sub>3</sub>). <sup>13</sup>C NMR (CDCl<sub>3</sub>): 156.7 (C5), 144.3 (C2), 132.9 (C2'), 131.3, 128.5 (C3', C4'), 116.6 (C5'), 112.8, 111.7, 110.5, 105.3 (C3, C4, C6, C7), 31.7, 31.0, 29.8, 29.0 (Int.=2CH<sub>2</sub>), 28.9, 22.6, (CH<sub>2</sub>)<sub>7</sub>–CH<sub>3</sub>, 14.1 (CH<sub>3</sub>). Mp=92–94 °C. *R*<sub>f</sub>(CH<sub>2</sub>Cl<sub>2</sub>)=0.79. C<sub>20</sub>H<sub>22</sub>Br(79)N<sub>2</sub>S<sub>2</sub>: EIMS (M<sup>+</sup>): 406.

4.2.27. *5'-Bromo-5-(2-heptyl-1,3-dioxolan-2-yl)-3,4-dicyano-2,2'-bithiophene (30)*. To a solution of 5-(2-heptyl-1,3-dioxolan-2-yl)-3,4-dicyano-2,2'-bithiophene (**26**) (600.0 mg, 1.55 mmol) in CH<sub>2</sub>Cl<sub>2</sub> (30 mL) was added Et<sub>3</sub>N (250 μL, 182.1 mg, 1.80 mmol). Bromine (191 μL, 595.0 mg, 3.72 mmol) was added in one portion. The medium was stirred at room temperature for 2 h. The reaction medium was diluted with CH<sub>2</sub>Cl<sub>2</sub> (60 mL) and successively washed twice with Na<sub>2</sub>S<sub>2</sub>O<sub>3</sub> solution and once with water. The organic layer was dried over MgSO<sub>4</sub>, filtrated, and concentrated under vacuum. Filtration through a silica gel pad (CH<sub>2</sub>Cl<sub>2</sub>) afforded the desired brominated bithiophene **30** as a pale yellow solid (464.0 mg, 1.00 mmol). Yield: 64%.

<sup>1</sup>H NMR (CDCl<sub>3</sub>): 7.35 (d, 1H, *J*=4.00 Hz, H3'), 7.11 (d, 1H, *J*=4.00 Hz, H4'), 4.06 (m, 4H, –O–(CH<sub>2</sub>)<sub>2</sub>–O–), 2.06 (m, 2H, –C((OCH<sub>2</sub>)<sub>2</sub>)–CH<sub>2</sub>–), 1.33 (m, 10H, –(CH<sub>2</sub>)<sub>5</sub>–CH<sub>3</sub>), 0.88 (t, 3H, *J*=7.00 Hz, CH<sub>3</sub>). <sup>13</sup>C NMR (CDCl<sub>3</sub>): 157.6 (C5), 145.4 (C2), 132.7 (C2'), 131.4, 128.8 (C3', C4'), 117.0 (C5') 112.5, 111.3, (C6, C7), 109.2 (C4), 108.2 (C5–C((OCH<sub>2</sub>)<sub>2</sub>)–), 107.07 (C3), 65.8 (–O–(CH<sub>2</sub>)<sub>2</sub>–O–), 39.5, 31.7, 29.3, 29.1, 23.3, 22.6 (–(CH<sub>2</sub>)<sub>6</sub>–CH<sub>3</sub>), 14.0 (CH<sub>3</sub>). Mp=69–71 °C. *R*<sub>f</sub>(CH<sub>2</sub>Cl<sub>2</sub>)=0.72. C<sub>20</sub>H<sub>21</sub>Br(79)N<sub>2</sub>O<sub>2</sub>S<sub>2</sub>: EIMS (M<sup>+</sup>): 464.

4.2.28. *2-Bromo-3,4-dicyanothiophene (31)*. 2,5-Dibromo-3,4-dicyanothiophene (**10**) (500.0 mg, 1.71 mmol) and Pd(PPh<sub>3</sub>)<sub>4</sub> (200 mg, 0.17 mmol) were heated at 70 °C in CH<sub>3</sub>CN (40 mL) under argon for 10 min. Then NaBH<sub>4</sub> (65.0 mg, 1.71 mmol) was added in portions. After 45 min, the reaction was stopped by adding 30 mL of water. This mixture was extracted with CH<sub>2</sub>Cl<sub>2</sub> and the organic layer was dried over MgSO<sub>4</sub>, filtrated, and then evaporated to dryness. The solid residue was purified by column chromatography on silica gel (CH<sub>2</sub>Cl<sub>2</sub>) to give 259 mg (1.21 mmol) of a pale yellow solid. Yield: 71%.

<sup>1</sup>H NMR (CDCl<sub>3</sub>): 7.97 (s, 1H, H5). <sup>13</sup>C NMR (CDCl<sub>3</sub>): 137.4 (C5), 125.9 (C2), 115.6, 113.2 (C3, C4), 111.0, 110.9 (C6, C7). Mp=132–135 °C. *R*<sub>f</sub>(CH<sub>2</sub>Cl<sub>2</sub>)=0.62. C<sub>6</sub>HBr(79)N<sub>2</sub>S<sub>2</sub>: EIMS (M<sup>+</sup>): 212.

4.2.29. *5'-Octyl-3,4-dicyano-2,2'-bithiophene (32)*. A mixture of 2-bromo-3,4-dicyanothiophene (**31**) (0.418 g, 1.96 mmol), Pd(PPh<sub>3</sub>)<sub>4</sub> (0.220 g, 0.19 mmol), and 2-octyl-5-tributylstannylthiophene (**15**) (1.940 g, 4.00 mmol) was heated at 80 °C in dry DMF (20 mL) under argon during 4.5 h. After cooling, a saturated solution of NH<sub>4</sub>Cl (40 mL) was added and the mixture extracted with CH<sub>2</sub>Cl<sub>2</sub>. The organic layer was then washed with H<sub>2</sub>O, dried over MgSO<sub>4</sub>, filtrated and concentrated under vacuum. The residue was purified by column on silica gel (CH<sub>2</sub>Cl<sub>2</sub>/hexane 7/3 v/v) to afford the desired bithiophene **32** (520 mg, 1.58 mmol) as a white solid. Yield: 81%.

<sup>1</sup>H NMR (CDCl<sub>3</sub>): 7.76 (s, 1H, H5), 7.49 (d, 1H, *J*=3.75 Hz, H4'), 6.83 (d, 1H, *J*=3.75 Hz, H3'), 2.84 (t, 2H, *J*=7.56 Hz, –CH<sub>2</sub>–C<sub>7</sub>H<sub>15</sub>), 1.70 (m, 2H, –CH<sub>2</sub>–CH<sub>2</sub>–C<sub>6</sub>H<sub>13</sub>), 1.32 (m, 10H, –(CH<sub>2</sub>)<sub>5</sub>–CH<sub>3</sub>), 0.88 (t, 3H, *J*=6.94 Hz, CH<sub>3</sub>). <sup>13</sup>C NMR (CDCl<sub>3</sub>): 151.4 (C5'), 149.3 (C2), 133.0 (C5), 128.9 (C4'), 128.5 (C2'), 125.8 (C3'), 113.4, 112.9, 112.0, 109.5 (C3, C4, C6, C7), 31.8, 31.4, 30.2, 29.2, 29.1, 29.0, 22.6 (–(CH<sub>2</sub>)<sub>7</sub>–CH<sub>3</sub>), 14.1 (CH<sub>3</sub>). Mp=56–58 °C. *R*<sub>f</sub>(CH<sub>2</sub>Cl<sub>2</sub>/hexane 7/3 v/v)=0.56. C<sub>18</sub>H<sub>20</sub>N<sub>2</sub>S<sub>2</sub>: EIMS (M<sup>+</sup>): 328.

4.2.30. *5-Bromo-5'-octyl-3,4-dicyano-2,2'-bithiophene (33)*. A solution of 5'-octyl-3,4-dicyano-2,2'-bithiophene (**32**) (335.0 mg, 1.02 mmol) in dry THF (30 mL) was cooled at –80 °C under argon and LDA (1.13 mL, 2.04 mmol) (1.8 M in solution in THF/*n*-heptane/ethylbenzene) was added dropwise. The mixture was stirred for 10 min, then bromine (78 μL, 245.0 mg, 1.53 mmol) was slowly added. The mixture was stirred for 2 h at –80 °C. After adding a saturated solution of NH<sub>4</sub>Cl (40 mL), the solution was extracted with CH<sub>2</sub>Cl<sub>2</sub>. The organic layers were dried over MgSO<sub>4</sub>, filtrated, and concentrated. The residue was purified by column chromatography on silica gel (CH<sub>2</sub>Cl<sub>2</sub>/hexane 7/3 v/v) to give a pale yellow solid (160.0 mg, 0.38 mmol). Yield: 38%.

<sup>1</sup>H NMR (CDCl<sub>3</sub>): 7.44 (d, 1H, *J*=3.77 Hz, H4'), 6.83 (d, 1H, *J*=3.77 Hz, H3'), 2.82 (t, 2H, *J*=7.54 Hz, –CH<sub>2</sub>–C<sub>7</sub>H<sub>15</sub>), 1.70 (m, 2H, –CH<sub>2</sub>–CH<sub>2</sub>–C<sub>6</sub>H<sub>13</sub>), 1.31 (m, 10H, –(CH<sub>2</sub>)<sub>5</sub>–CH<sub>3</sub>), 0.89 (t, 3H, *J*=6.96 Hz, CH<sub>3</sub>). <sup>13</sup>C NMR (CDCl<sub>3</sub>): 152.1 (C5'), 149.6 (C2), 129.1 (C4'), 127.9 (C2'), 125.9 (C3'), 121.2 (C5), 115.9, 112.2, 111.2, 104.5 (C3, C4, C6, C7), 31.8, 31.4, 30.2, 29.2, 29.1, 29.0, 22.6 (–(CH<sub>2</sub>)<sub>7</sub>–CH<sub>3</sub>), 14.1 (CH<sub>3</sub>). Mp=102–104 °C. *R*<sub>f</sub>(CH<sub>2</sub>Cl<sub>2</sub>/hexane 7/3 v/v)=0.71. C<sub>18</sub>H<sub>20</sub>N<sub>2</sub>S<sub>2</sub>: EIMS (M<sup>+</sup>): 406.

4.2.31. *3,4-Dicyano-2,2'-bithiophene (34)*. 2-Bromo-3,4-dicyanothiophene (**31**) (500.9 mg, 2.35 mmol) and 2-(tributylstannyl)thiophene (1.754 g, 1.50 mL, 4.70 mmol) were dissolved in dry DMF (20 mL) under argon. To this solution was added Pd(PPh<sub>3</sub>)<sub>4</sub> (250 mg) and the mixture was heated at 70–80 °C for 2 h. After cooling, 50 mL of saturated solution of NH<sub>4</sub>Cl was added and the mixture was extracted twice with CH<sub>2</sub>Cl<sub>2</sub>. The combined organic phases were washed twice with water and dried over magnesium sulfate. After filtration, the solvent was removed under vacuum. Purification of the residue by column chromatography on silica gel (CH<sub>2</sub>Cl<sub>2</sub>) afforded 394 mg (1.82 mmol) of 3,4-dicyano-2,2'-bithiophene (**34**) as a white solid. Yield: 77%.

<sup>1</sup>H NMR (CDCl<sub>3</sub>): 7.83 (s, 1H, H5), 7.68 (dd, 1H, *J*=1.14 and 3.76 Hz, H3'), 7.54 (dd, 1H, *J*=1.14 and 5.10 Hz, H5') 7.18 (dd, 1H,

$J=3.76$  and  $5.10$  Hz,  $H4'$ ).  $^{13}\text{C}$  NMR ( $\text{CDCl}_3$ ): 148.7 (C2), 133.8 (C5), 131.1 (C2'), 129.5, 128.9, 128.7 (C3', C4', C5'), 113.7, 112.6, 111.9, 106.1 (C3, C4, C6, C7). Mp=164–166 °C.  $R_f$  ( $\text{CH}_2\text{Cl}_2$ )=0.64.  $\text{C}_{10}\text{H}_4\text{N}_2\text{S}_2$ : EIMS ( $\text{M}^{+\bullet}$ ): 216.

**4.2.32. 5'-Bromo-3,4-dicyano-2,2'-bithiophene (35).** 3,4-Dicyano-2,2'-bithiophene (**34**) (152.3 mg, 0.70 mmol) was dissolved in  $\text{CH}_2\text{Cl}_2$  (10 mL). Bromine (78  $\mu\text{L}$ , 244.0 mg, 0.75 mmol) was added dropwise. After stirring for 35 min, the mixture was washed with a solution of  $\text{Na}_2\text{S}_2\text{O}_3$  and with water. The organic layer was dried over  $\text{MgSO}_4$ . After filtration, the solvent was removed under vacuum and purification by column chromatography on silica gel ( $\text{CH}_2\text{Cl}_2$ ) afforded 5'-bromo-3,4-dicyano-2,2'-bithiophene as a pale yellow solid (162 mg, 0.55 mmol). Yield: 79%.

$^1\text{H}$  NMR ( $\text{CDCl}_3$ ): 7.85 (s, 1H, H5), 7.41 (d, 1H,  $J=4.01$  Hz, H3'), 7.14 (d, 1H, 4.01 Hz, H4').  $^{13}\text{C}$  NMR ( $\text{CDCl}_3$ ): 147.4 (C2), 133.9 (C5), 132.4 (C2'), 131.5, 129.1 (C3', C4'), 117.4 (C5'), 113.8, 112.4, 111.7, 106.4 (C3, C4, C6, C7). Mp=188–192 °C.  $R_f$  ( $\text{CH}_2\text{Cl}_2$ )=0.73.  $\text{C}_{10}\text{H}_3\text{Br}(79)\text{N}_2\text{S}_2$ : EIMS ( $\text{M}^{+\bullet}$ ): 294.

**4.2.33. 5-Bromo-3,4-dicyano-2,2'-bithiophene (36).** 3,4-Dicyano-2,2'-bithiophene (**34**) (121.0 mg, 0.56 mmol) was dissolved in dry THF (30 mL) under argon. The solution was cooled to  $-80$  °C and stirred during 10 min, then LDA (0.34 mL, 0.62 mmol) (1.8 M in solution in THF/*n*-heptane/ethylbenzene) was added dropwise. The mixture was then stirred for 10 min and bromine (58  $\mu\text{L}$ , 182.3 mg, 0.56 mmol) was slowly added. The mixture was stirred for 30 more min. After adding a saturated solution of  $\text{NH}_4\text{Cl}$  (20 mL), the solution was extracted with  $\text{CH}_2\text{Cl}_2$ . The organic layers were washed with a solution of  $\text{Na}_2\text{S}_2\text{O}_3$  and dried over  $\text{MgSO}_4$ . After filtration, the solvent was removed under vacuum. The residue was dissolved in  $\text{CH}_2\text{Cl}_2$  and purified by column chromatography on silica gel ( $\text{CH}_2\text{Cl}_2$ /hexane 1/1 v/v) to give a pale yellow solid (110.0 mg, 0.37 mmol). Yield: 67%.

$^1\text{H}$  NMR ( $\text{CDCl}_3$ ): 7.62 (dd, 1H,  $J=1.10$  and 3.77 Hz, H3'), 7.55 (dd, 1H,  $J=1.10$  and 5.09 Hz, H5'), 7.18 (dd, 1H,  $J=3.77$  and 5.09 Hz, H4').  $^{13}\text{C}$  NMR ( $\text{CDCl}_3$ ): 149.0 (C2), 130.5 (C2'), 129.9, 129.1, 128.8 (C3', C4', C5'), 122.1 (C5), 116.1, 111.9, 111.1, 105.9 (C3, C4, C6, C7). Mp=196–198 °C.  $R_f$  ( $\text{CH}_2\text{Cl}_2$ )=0.74.  $\text{C}_{10}\text{H}_3\text{Br}(79)\text{N}_2\text{S}_2$ : EIMS ( $\text{M}^{+\bullet}$ ): 294.

**4.2.34. 5-Bromo-5'-octyl-3,4-dicyano-2,2'-bithiophene (37).** 5-Bromo-3,4-dicyano-2,2'-bithiophene (**36**) (82.0 mg, 0.28 mmol) and octanoyl chloride (400  $\mu\text{L}$ , 380.0 mg, 2.34 mmol) were dissolved in dry  $\text{CH}_2\text{Cl}_2$  (15 mL). After adding in portions  $\text{AlCl}_3$  (750 mg, 5.62 mmol), the mixture was refluxed for 3 days. After cooling, the reaction mixture was poured into cold HCl (2 M, 100 mL). After extraction with  $\text{CH}_2\text{Cl}_2$  (3 $\times$ 50 mL), the combined organic layers were washed with brine (2 $\times$ 50 mL) and water (100 mL). After drying over anhydrous  $\text{MgSO}_4$ , the residue was purified by column chromatography on silica gel ( $\text{CH}_2\text{Cl}_2$ ). A yellow solid (102.0 mg, 0.24 mmol) was obtained in 86% yield.

$^1\text{H}$  NMR ( $\text{CDCl}_3$ ): 7.69 (d, 1H,  $J=4.06$  Hz, H4'), 7.64 (d, 1H,  $J=4.06$  Hz, H3'), 2.90 (t, 2H,  $J=7.31$  Hz,  $-\text{CO}-\text{CH}_2-$ ), 1.75 (m, 2H,  $-\text{CO}-\text{CH}_2-\text{CH}_2-$ ), 1.34 (m, 8H,  $-(\text{CH}_2)_4-\text{CH}_3$ ), 0.88 (t, 3H,  $J=6.91$  Hz,  $-\text{CH}_3$ ).  $^{13}\text{C}$  NMR ( $\text{CDCl}_3$ ): 192.8 (C=O), 147.4, 147.2 (C2, C5'), 136.5 (C2'), 132.0, 129.1 (C3', C4'), 123.8 (C5), 116.7, 111.5, 110.8, 107.6 (C3, C4, C6, C7), 39.4 ( $-\text{CO}-\text{CH}_2-$ ), 31.6, 29.2, 29.0, 24.5, 22.6 ( $-(\text{CH}_2)_5-\text{CH}_3$ ), 14.1 ( $-\text{CH}_3$ ). Mp=130–132 °C.  $R_f$  ( $\text{CH}_2\text{Cl}_2$ )=0.64.  $\text{C}_{16}\text{H}_{17}\text{Br}(79)\text{N}_2\text{OS}_2$ : EIMS ( $\text{M}^{+\bullet}$ ): 420.

**4.2.35. 5,5''-Dibromo-3',4'-dicyano-2,2':5',2''-terthiophene (38).** To a solution of 3',4'-dicyano-2,2':5',2''-terthiophene (**12**) (180.0 mg, 0.60 mmol) in  $\text{CH}_2\text{Cl}_2$  (15 mL), bromine (100  $\mu\text{L}$ , 300 mg, 1.88 mmol) was added dropwise at room temperature. The mixture was then stirred for 1.5 h. The precipitate formed was isolated by filtration and washed with methanol and hexane. After drying,

a yellow solid (265 mg, 0.58 mmol) was obtained in quantitative yield.

$^1\text{H}$  NMR ( $\text{DMSO}-d_6$ ): 7.53 (d, 2H,  $J=4.02$  Hz, H4, H4''), 7.29 (d, 2H,  $J=4.04$  Hz, H3, H3'').  $^{13}\text{C}$  NMR ( $\text{DMSO}-d_6$ ): the solubility is too low for  $^{13}\text{C}$  NMR measurements. Mp=254–256 °C.  $\text{C}_{14}\text{H}_4\text{Br}(79)_2\text{N}_2\text{S}_3$ : EI-HRMS ( $\text{M}^{+\bullet}$ ): calcd: 453.7903; found: 453.7914.

**4.2.36. 5-Octyl-3,4-dicyano-2,2':5',2''-terthiophene (39).** 5'-Bromo-5-octyl-3,4-dicyano-2,2'-bithiophene (**29**) (163.0 mg, 0.40 mmol),  $\text{Pd}(\text{PPh}_3)_4$  (60.0 mg, 0.05 mmol) and 2-(tributylstannyl)thiophene (224.0 g, 191  $\mu\text{L}$ , 0.6 mmol) were dissolved in dry toluene (10 mL) under argon. This mixture was then stirred at 105 °C for 2 h. After cooling, the mixture was directly purified by column chromatography on silica gel ( $\text{CH}_2\text{Cl}_2$ ) to afford the desired terthiophene **39** (155.0 mg, 0.38 mmol) as a yellow solid. Yield: 94%.

$^1\text{H}$  NMR ( $\text{CDCl}_3$ ): 7.50 (d, 1H,  $J=3.95$  Hz, H3'), 7.10 (d, 1H,  $J=3.95$ , H4''), 7.02 (m, 2H, H3'', H4'), 2.99 (t, 2H,  $J=7.50$  Hz,  $-\text{CH}_2-\text{C}_7\text{H}_{15}$ ), 1.75 (m, 2H,  $-\text{CH}_2-\text{CH}_2-\text{C}_6\text{H}_{12}$ ), 1.34 (m, 10H,  $-(\text{CH}_2)_5-\text{CH}_3$ ), 0.89 (t, 3H,  $J=6.94$  Hz,  $\text{CH}_3$ ).  $^{13}\text{C}$  NMR ( $\text{CDCl}_3$ ): 156.1 (C5), 145.3 (C2), 141.0 (C2'), 135.7 (C5'), 129.9 (C2''), 129.0, 128.2, 126.1, 125.2, 124.5 (C3', C4', C3'', C4'', C5''), 113.1, 111.9 (C6, C7), 110.5 (C4), 104.4 (C3), 31.7, 31.0, 29.7, 29.1, 29.0, 28.9, 22.6 ( $(\text{CH}_2)_7-\text{CH}_3$ ), 14.1 ( $\text{CH}_3$ ). Mp=71–73 °C.  $R_f$  ( $\text{CH}_2\text{Cl}_2$ )=0.79.  $\text{C}_{22}\text{H}_{22}\text{N}_2\text{S}_3$ : EIMS ( $\text{M}^{+\bullet}$ ): 410.

**4.2.37. 5-Octyl-5''-bromo-3,4-dicyano-2,2':5',2''-terthiophene (40).** 5-Octyl-3,4-dicyano-2,2':5',2''-terthiophene (**39**) (155.0 mg, 0.38 mmol) was dissolved in chloroform (20 mL) and *N*-bromosuccinimide (NBS) (101.5 mg, 0.57 mmol) was added in portions at room temperature. After stirring for 16 h in dark, the mixture was washed twice with water. The organic layer was dried over  $\text{MgSO}_4$ , filtrated, and then concentrated under vacuum. Purification by column chromatography on silica gel ( $\text{CH}_2\text{Cl}_2$ /petroleum ether 6/4 v/v) afforded the desired brominated terthiophene **40** (156.0 mg, 0.32 mmol) as a yellow solid. Yield: 84%.

$^1\text{H}$  NMR ( $\text{CDCl}_3$ ): 7.52 (d, 1H,  $J=3.95$  Hz, H3'), 7.31 (dd, 1H,  $J=1.09$  and 5.07 Hz, H3''), 7.27 (dd, 1H,  $J=1.09$  and 3.68 Hz, H5''), 7.17 (d, 1H,  $J=3.95$  Hz, H4'), 7.06 (dd, 1H,  $J=3.68$  and 5.07 Hz, H4''), 2.98 (t, 2H,  $J=7.62$  Hz,  $-\text{CH}_2-\text{C}_7\text{H}_{15}$ ), 1.75 (m, 2H,  $-\text{CH}_2-\text{CH}_2-\text{C}_6\text{H}_{12}$ ), 1.34 (m, 10H,  $-(\text{CH}_2)_5-\text{CH}_3$ ), 0.89 (t, 3H,  $J=6.69$  Hz,  $\text{CH}_3$ ).  $^{13}\text{C}$  NMR ( $\text{CDCl}_3$ ): 156.4 (C5), 145.0 (C2), 139.8 (C2''), 137.1 (C5'), 131.0 (C4''), 130.2 (C2''), 129.0, 125.3, 124.8 (C3', C4', C3''), 113.0, 112.9, 111.8, 110.5, 104.7 (C3, C4, C5'', C6, C7), 31.7, 31.0, 29.8, 29.0, 28.9, 22.6 ( $(\text{CH}_2)_7-\text{CH}_3$ ), 14.1 ( $\text{CH}_3$ ). Mp=111–112 °C.  $R_f$  ( $\text{CH}_2\text{Cl}_2$ /petroleum ether 6/4 v/v)=0.74.

## Acknowledgements

The authors would like to thank the Région Wallonne ETIQUÉL project for financial support, Pr. Pascal Gerbaux from the Mass Spectrometry Center of the Université de Mons-Hainaut for mass spectrometry measurements and Pr. Claudine Buess-Hermann from the laboratory of analytic chemistry and interfaces chemistry (CHANI) of the Université Libre de Bruxelles for providing access to the electrochemical equipment. J. Cornil is a senior research fellow of the Belgian National Fund for Scientific Research (FNRS).

## Supplementary data

NMR spectra, UV–vis spectra and cyclic voltammograms of compounds **1a,b**, **2a,b**, **3a,b**, **4a,b**, **5a,b**, **6**, and **7** are shown in Supplementary data. Supplementary data associated with this article can be found in online version at doi:10.1016/j.tet.2010.09.086.

## References and notes

- Mas-Torrent, M.; Rovira, C. *Chem. Soc. Rev.* **2008**, 37, 827.
- Allard, S.; Forster, M.; Souharce, B.; Thiem, H.; Scherf, U. *Angew. Chem., Int. Ed.* **2008**, 47, 4070.



3. Facchetti, A. *Mater. Today* **2007**, *10*, 28; Coakley, K. M.; McGehee, M. D. *Chem. Mater.* **2004**, *16*, 4533.
4. Chen, C. T. *Chem. Mater.* **2004**, *16*, 4389.
5. Murphy, A. R.; Fréchet, J. M. J. *Chem. Rev.* **2007**, *107*, 1066.
6. Anthony, J. E. *Chem. Rev.* **2006**, *106*, 5028.
7. Coropceanu, V.; Cornil, J.; Da Silva Filho, D. A.; Olivier, Y.; Silbey, R.; Brédas, J. L. *Chem. Rev.* **2007**, *107*, 926.
8. Halik, M.; Klauk, H.; Zschieschang, U.; Schmid, G.; Ponomarenko, S.; Kirchmeyer, S.; Weber, W. *Adv. Mater.* **2003**, *15*, 917.
9. De Leeuw, D. M.; Simenon, J.; Brown, A. R.; Einerhand, R. E. F. *Synth. Met.* **1997**, *87*, 53.
10. Rivnay, J.; Jimison, L. H.; Northup, J. E.; Toney, M. F.; Noriega, R.; Lu, S.; Marks, T. J.; Facchetti, A.; Salleo, A. *Nat. Mater.* **2009**, *8*, 952.
11. Yoon, M. H.; DiBenedetto, S. A.; Russel, M. T.; Facchetti, A.; Marks, T. J. *Chem. Mater.* **2007**, *19*, 4864.
12. Newman, C. R.; Frisbie, C. D.; Da Silva Filho, D. A.; Brédas, J. L.; Ewbank, P. C.; Mann, K. R. *Chem. Mater.* **2004**, *16*, 4436.
13. Yoon, M. H.; DiBenedetto, S. A.; Facchetti, A.; Marks, T. J. *J. Am. Chem. Soc.* **2005**, *127*, 1348.
14. Hapiot, P.; Demanze, F.; Yassar, A.; Garnier, F. J. *Phys. Chem.* **1996**, *100*, 8397.
15. Hide, F.; Greenwald, Y.; Wudl, F.; Heeger, A. J. *Synth. Met.* **1997**, *85*, 1255.
16. Demanze, F.; Cornil, J.; Garnier, F.; Horowitz, G.; Valat, P.; Yassar, A.; Lazzaroni, R.; Brédas, J. L. *J. Chem. Phys. B* **1997**, *101*, 4553.
17. De Oliveira, M. A.; Dos Santos, H. F.; De Almeida, W. B. *Int. J. Quantum Chem.* **2002**, *90*, 603.
18. Yassar, A.; Demanze, F.; Jaafari, A.; El Idrissi, M.; Coupry, C. *Adv. Funct. Mater.* **2002**, *12*, 699.
19. Hergué, N.; Mallet, C.; Frère, P.; Allain, M.; Roncali, J. *Macromolecules* **2009**, *42*, 5593.
20. Barclay, T. M.; Cordes, A. W.; MacKinnon, C. D.; Oakley, R. T.; Reed, R. W. *Chem. Mater.* **1997**, *9*, 981.
21. Perepichka, I.; Perepichka, D. F. *Handbook of Thiophene-based Materials Applications in Organic Electronics and Photonics*; Synthesis and Theory, 1st ed.; Wiley: Chichester, West Sussex, UK, 2009; Vol. 1.
22. Vollhart, K. P. C.; Schore, N. E. *Organic Chemistry: Structure and Function*, 3rd ed.; Freeman W.H. and Compagny: Paris, Bruxelles, 1999.
23. Crayston, J. A.; Iraqi, A.; Mallon, P.; Walton, J. C. J. *Chem. Soc., Perkin Trans. 2* **1993**, 1589.
24. MacDowell, D. W. H.; Wisowaty, J. C. J. *Org. Chem.* **1972**, *37*, 1712.
25. Nielsen, C. B.; Björnholm, T. *Org. Lett.* **2004**, *6*, 3381.
26. Shen, P.; Zhao, B.; Huang, X.; Huang, H.; Tan, S. *Eur. Polym. J.* **2009**, *45*, 2726.
27. Wei, Y.; Yang, Y.; Yeh, J. M. *Chem. Mater.* **1999**, *8*, 2659.
28. Michaelides, M. R.; Hong, Y.; DiDomenico, S.; Bayburt, E. K., Jr.; Asin, K. E.; Britton, D. R.; Lin, C. W.; Shiosaki, K. *J. Med. Chem.* **1997**, *40*, 1585.
29. He, M.; Zhang, F. J. *Org. Chem.* **2007**, *72*, 442.
30. Balandier, J. Y.; Belyasmine, A.; Sallé, M. *Synthesis* **2006**, *17*, 2815.
31. Parrish, J. P.; Flanders, V. L.; Floyd, R. J.; Jung, K. W. *Tetrahedron Lett.* **2001**, *42*, 7729.
32. Hassan, J.; Lavenot, L.; Gozzi, C.; Lemaire, M. *Tetrahedron Lett.* **1999**, *40*, 857.
33. Xie, Y.; Wu, B. M.; Xue, F.; Ng, S. C.; Mak, T. C. W.; Andy Hor, T. S. *Organometallics* **1998**, *17*, 3988.
34. Becke, A. D. J. *Chem. Phys.* **1993**, *98*, 5648; Lee, C.; Yang, W.; Parr, R. G. *Phys. Rev. B* **1988**, *37*, 785.
35. Frisch, M. J.; Trucks, G. W.; Schlegel, H. B.; Scuseria, G. E.; Robb, M. A.; Cheeseman, J. R.; Montgomery, J. A. J.; Vreven, T.; Kudin, K. N.; Burant, J. C.; Millam, J. M.; Iyengar, S. S.; Tomasi, J.; Barone, V.; Mennucci, B.; Cossi, M.; Scalmani, G.; Rega, N.; Petersson, G. A.; Nakatsuji, H.; Hada, M.; Ehara, M.; Toyota, K.; Fukuda, R.; Hasegawa, J.; Ishida, M.; Nakajima, T.; Honda, Y.; Kitao, O.; Nakai, H.; Klene, M.; Li, X.; Knox, J. E.; Hratchian, H. P.; Cross, J. B.; Bakken, V.; Adamo, C.; Jaramillo, J.; Gomperts, R.; Stratmann, R. E.; Yazyev, O.; Austin, A. J.; Cammi, R.; Pomelli, C.; Ochterski, J. W.; Ayala, P. Y.; Morokuma, K.; Voth, G. A.; Salvador, P.; Dannenberg, J. J.; Zakrzewski, V. G.; Dapprich, S.; Daniels, A. D.; Strain, M. C.; Farkas, O.; Malick, D. K.; Rabuck, A. D.; Raghavachari, K.; Foresman, J. B.; Ortiz, J. V.; Cui, Q.; Baboul, A. G.; Clifford, S.; Cioslowski, J.; Stefanov, B. B.; Liu, G.; Liashenko, A.; Piskorz, P.; Komaromi, I.; Martin, R. L.; Fox, D. J.; Keith, T.; Al-Laham, M. A.; Peng, C. Y.; Nanayakkara, A.; Challacombe, M.; Gill, P. M. W.; Johnson, B.; Chen, W.; Wong, M. W.; Gonzalez, C.; Pople, J. A. *Gaussian 03, Revision B.03*; Gaussian: Wallingford, CT, 2004.
36. Meier, H.; Stalmach, U.; Kolshorn, H. *Acta Polym.* **1997**, *48*, 379.
37. Ten Hoeve, W.; Wynberg, H.; Havinga, E. E.; Meijer, E. W. *J. Am. Chem. Soc.* **1991**, *113*, 5887.
38. Pina, J.; Burrows, H. D.; Becker, R. S.; Dias, F. B.; Maçanita, A. L.; Seixas de Melo, J. J. *Phys. Chem. B* **2006**, *110*, 6499.
39. Gierschner, J.; Cornil, J.; Egelhaaf, H. J. *Adv. Mater.* **2007**, *19*, 173.
40. DiCesare, N.; Belletête, M.; Donat-Bouillud, A.; Leclerc, M.; Durocher, G. *Macromolecules* **1998**, *31*, 6289.
41. Šolc, R.; Lukeš, V.; Klein, E.; Griesser, E.; Kelterer, A. M. *J. Phys. Chem. A* **2008**, *112*, 40931.
42. Dal Colle, M.; Cova, C.; Distefano, G.; Jones, D.; Modelli, A.; Comisso, N. *J. Phys. Chem. A* **1999**, *103*, 2828.